

Sacramento Transportation Authority
Sacramento Abandoned Vehicle Service Authority

Final Budget

Fiscal Year 2012-13



Introduction

Message to the Governing Board

The Sacramento Transportation Authority (STA) and the Sacramento Abandoned Vehicle Service Authority (SAVSA) staff are pleased to present the Final Budget for Fiscal Year 2012/13. The document represents the proposed operational plan for administering these agencies and provides summary documentation regarding all agency programs.

Respectfully Submitted:



Lisa Chandler
Senior Accountant

Concur:



Brian Williams
Executive Director

Table of Contents

- Section 1 **Overview** Page 3
- Section 2 **Measure A/STA Administration** Page 7
- Section 3 **Freeway Service Patrol** Page 14
- Section 4 **Sacramento Abandoned Vehicle Service Authority** Page 20
- Section 5 **Appendix – Measure A Allocations by Entity and Project** Page 24

How To Use This Budget

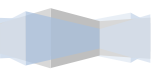
This document is organized into an easy-to-read format consistent with recommended practices for public agency budgets. It is divided into five sections.

Section 1 provides an agency overview which delineates the purpose of the Sacramento Transportation Authority (STA), identifies the funding categories which make up the STA's budget, and summarizes all agency revenues and expenditures anticipated during the 2012/13 fiscal year. It is formatted to facilitate comparison with the STA's Comprehensive Annual Financial Report (CAFR).

Sections 2, 3, and 4 provide more specific information on each of the STA's major work programs, which are each presented separately for budget purposes. Each of these sections contains a general description of the applicable work program along with a listing of the program's objectives. This is followed by a revenue/expenditure summary and an operating detail, which sets forth the anticipated revenue or appropriations for specific accounts. The accounts are defined in the final portion of each section.

Lastly, Section 5 provides a listing of all transportation projects and programs for which Measure A monies will be allocated during FY 2012/13.





1. Overview

Agency Summary

The Sacramento Transportation Authority (STA)—a Local Transportation Authority—was created in 1988 and confirmed by voter approval of “Measure A,” a local referendum to create and fund a 20-year Countywide transportation and air quality improvement program. In 2004, voters approved a 30-year extension of the original Measure. This new term began on April 1, 2009.

The STA administers the Measure A one-half percent sales tax program to ensure that revenues are prudently expended on eligible transportation projects. The STA has also assumed responsibility for administration of the Sacramento Abandoned Vehicle Service Authority (SAVSA) and the Sacramento Metropolitan Freeway Service Patrol (FSP).

The STA Governing Board, consisting of sixteen locally-elected officials, holds the decision-making authority for the STA. Board decisions and policies are implemented by an Executive Director selected by the Board and by staff selected and supervised by the Executive Director.

Operating Budget

The STA has two funding categories:

- The **General Fund** is made up of the Measure A/STA Administration Program and the Freeway Service Patrol Program.
- The **Special Revenue Fund** represents the operations of SAVSA.

Appropriation Summary

Table 1. Summary of Appropriation Levels in the STA Operating Budget

Fund	FY 2010-11 Actual	FY 2011-12 Budget	FY 2012-13 Budget
General Fund	\$128,013,253	\$124,624,608	\$138,493,045
Special Revenue Fund	\$1,376,979	\$1,108,364	\$1,068,000

Staffing Levels

Table 2. Summary of Total Staffing Levels

Fund	Full-Time Equivalent	
	FY 2011-12 Budget	FY 2012-13 Budget
General Fund	4.0	4.0
Special Revenue Fund	0.0	0.0



Operating Detail—General Fund

Table 3. General Fund Budget for FY 2012-13 (shown with figures from the two previous years)

Item	FY 2010-11 Actual	FY 2011-12 Budget	FY 2012-13 Budget
Beginning Fund Balance	\$112,744,149	\$61,256,426	\$41,792,424
Available Revenues			
Sales Tax	85,803,021	85,538,280	98,087,447
Mitigation Fees	2,334,437	3,000,000	3,000,000
State Grant (FSP)	1,122,358	1,122,000	1,100,000
Capital Valley SAFE	706,000	732,250	747,000
Interest	756,574	600,000	600,000
Yolo County Transportation Dist.	93,484	—	—
Total Revenues	90,815,874	90,992,530	103,534,447
Other Sources			
Bond Issuance	—	—	66,081,000
Transfer from SAVSA	33,947	34,000	34,000
Total Other Sources	33,947	34,000	66,115,000
Total Available Funds	203,593,970	152,282,956	211,441,871
Appropriations			
Administration	542,380	661,365	754,505
Measure A	125,590,842	121,949,516	135,209,968
Debt Issue Costs	—	—	517,000
Freeway Service Patrol	1,880,031	2,013,727	2,011,572
Total Appropriations	128,013,253	124,624,608	138,493,045
Other Uses			
Transfer to Debt Service	16,181,909	16,615,522	15,200,000
Total Other Uses	16,181,909	16,615,522	15,200,000
Ending Available Fund Balance	\$59,398,808	\$11,042,826	\$57,748,826



Operating Detail—Special Revenue Fund

Table 4. Special Revenue Fund (SAVSA) Budget for FY 2012-13 (shown with figures from two previous years)

Item	FY 2010-11 Actual	FY 2011-12 Budget	FY 2012-13 Budget
Beginning Fund Balance	\$369,217	\$0	\$0
Available Revenues			
Vehicle License Fees	1,124,565	1,140,024	1,100,000
Interest	2,233	2,340	2,000
Total Revenues	1,126,798	1,142,364	1,102,000
Total Available Funds	1,496,015	1,142,364	1,102,000
Appropriations			
SAVSA	1,376,979	1,108,,364	1,068,000
Total Appropriations	1,376.979	1,108,364	1,068,000
Transfer to STA General Fund	33,947	34,000	34,000
Ending Available Fund Balance	\$85,089	\$0	\$0





2. Measure A/STA Administration

GENERAL FUND

Program Description

Measure A began as a 20-year transportation and air quality improvement program funded with a countywide one-half percent sales tax. In November 2004, voters approved a 30-year extension to Measure A. The 2012/13 budget year is the fourth year of the 30 year extension.

Measure A administration is the primary function of the STA. Measure A sales tax revenues are collected by the California Board of Equalization and remitted to the STA. The Measure A extension includes the new Sacramento County Transportation Mitigation Fee Program (SCTMFP). SCTMFP revenues are collected by the County and incorporated cities on behalf of the STA. The STA distributes the sales tax and mitigation fee funds to the Measure A entities in accordance with the Measure A Ordinance.

The Measure A entities consist of the Sacramento Metropolitan Air Quality Management District (SMAQMD), the Sacramento Regional Transit District (RT), Paratransit, Inc., the Cities of Citrus Heights, Elk Grove, Folsom, Galt, Isleton, Rancho Cordova, and Sacramento, the County of Sacramento, Capital Southeast Connector Authority, and the California Department of Transportation (Caltrans).

The STA is responsible for overseeing Measure A funds to ensure that they are spent only on approved projects and programs set forth in the Measure A Ordinance. In addition to Measure A administration duties, the STA assists in the coordination of transportation plans and programs among local, regional, and state entities. These planning functions are accounted for in the Measure A/STA Administration Program.

The STA is responsible for overseeing Measure A funds to ensure that they are spent only on approved projects and programs set forth in the Measure A Ordinance and Expenditure Plan.

Program Objectives

- Ensure the effective and efficient use of Measure A funds
- Promote public accountability and transparency
- Safeguard Measure A funds through sound investment strategies
- Assist Measure A entities in creative financing mechanisms which may maximize and leverage Measure A funds
- Assist in the enhancement, cooperation, and understanding of the transportation planning and programming activities within the County



Resources and Appropriations

Staffing Levels

Table 5. Summary of Staffing Levels for Measure A/STA Administration

Staff Positions	Full-Time Equivalent		
	FY 2010-11 Actual	FY 2011-12 Budget	FY 2012-13 Budget
Executive Director	.90	.90	.90
Senior Accountant	.80	.80	.80
Administrative Services Officer III	.15	.15	.15
Office Manager	.75	.75	.75
Total Full-Time Employees	2.60	2.60	2.60

Appropriations/Program Variance Analysis

Table 6. Summary of Appropriation Levels for Measure A/STA Administration

Item	FY 2010-11 Actual	FY 2011-12 Budget	FY 2012-13 Budget	FY 2011-12 Difference	Percent Change
Administration	\$542,380	\$661,365	754,505	\$93,140	14.08%
Debt Issue Costs	—	—	517,000	\$517,000	0.00%
Contributions to Measure A Entities	\$125,590,842	\$121,949,516	\$135,209,968	\$13,260,452	10.87%
Total Appropriations	\$126,133,222	\$122,610,881	\$136,481,473	\$13,870,592	11.31%

The difference in appropriations from FY 2011/12 is \$13,870,592. The increased appropriation represents increased spending on capital projects, utilizing the bond proceeds from the upcoming bond issuance in July 2012.

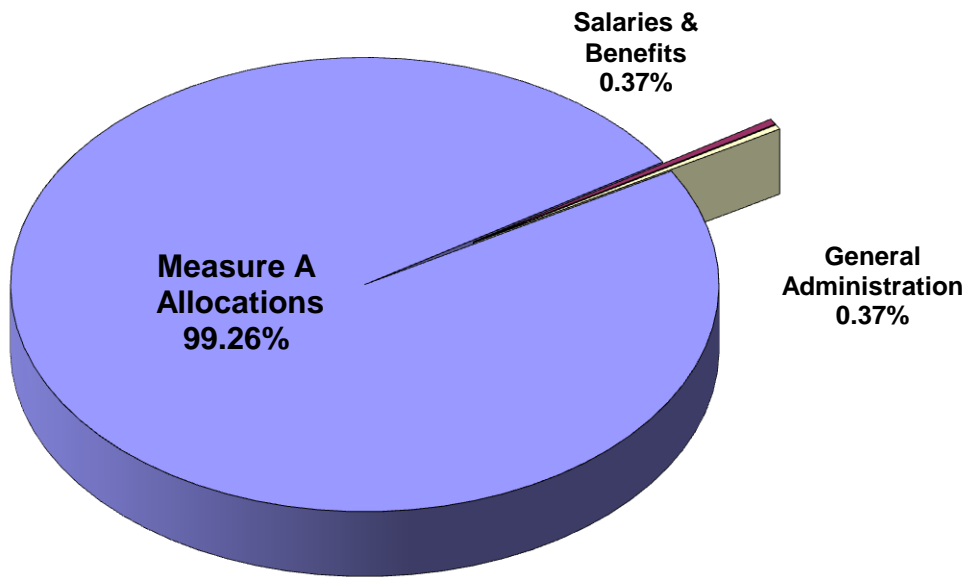


Estimated Revenues and Appropriations

Table 7. Summary of Estimated Revenues and Appropriations for Measure A/STA Administration

Estimated Revenues		Appropriations	
Beginning Fund Balance	\$41,284,266	Salaries & Benefits	\$375,000
Sales Tax	\$98,087,447	General Administration	\$379,505
Development Impact Fees	\$3,000,000	Measure A Allocations	\$135,209,968
Transfer from SAVSA	\$34,000	Debt Service Costs	\$517,000
Interest	\$600,000	Debt Service	15,200,000
Bond Issuance	\$66,081,000	Estimated Ending Fund Balance	57,405,240
TOTAL	\$209,086,713	TOTAL	\$209,086,713

Chart 1. Distribution of Measure A Revenues (Sales Tax & Impact Fee)



Measure A allocations are those sales tax monies distributed to the Sacramento Metropolitan Air Quality Management District (SMAQMD), the Sacramento Regional Transit District (RT), Paratransit Inc., the cities of Folsom, Galt, Isleton, Citrus Heights, Elk Grove, Rancho Cordova, and Sacramento, the County of Sacramento, Capital Southeast Connector Authority, and the California Department of Transportation (Caltrans). The specific projects and programs approved for funding during FY 2012/13 are shown in Section 5.



Operating Detail

Table 8. Operating Detail for Measure A/STA Administration for Fiscal Year 2012/13

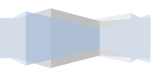
Beginning Fund Balance Available	
Bonded Capital Funds	26,308,517
Mitigation Fees	8,447,348
Operating Fund Balance	6,528,401
Total Beginning Fund Balance Available	41,284,266
Available Revenues	
Sales Tax	98,087,447
Mitigation Fees	3,000,000
Interest	600,000
Total Revenues	101,687,447
Bond Issuance	66,081,000
Transfer from SAVSA	34,000
Total Other Sources	66,115,000
Total Estimated Available Funds	209,086,713
Appropriations	
<u>Administration</u>	
• Salaries and Benefits	375,000
• General Office	10,000
• Rent	35,431
• Utilities	5,000
• Conference and Travel	13,000
• Insurance	30,000
• Professional Services	170,000
• New Measure A Oversight Committee	55,000
• Other Operating Expenditures	61,074
Total Administration	754,505
<u>Contributions to Measure A Entities</u>	
• Isleton	39,235
• Galt	980,874
• Neighborhood Shuttle	1,000,000
• Sacramento Metropolitan Air Quality Management District	1,441,010
• Paratransit, Inc (CTSA)	3,362,357
• CTSA Set Aside	960,673
• Sacramento County Regional Parks Dept	1,000,000
• Regional Transit (RT)	33,143,231
• Traffic Control and Safety	2,882,020
• Safety, Streetscaping, Pedestrian and Bike Facilities	3,803,367
• Street and Road Maintenance	28,820,201
• Capital Projects	57,777,000
Total Contributions to Measure A Entities	135,209,968
Total Appropriations	135,964,473
Other Uses	
Debt Service Costs	517,000
Transfer to Debt Service	15,200,000
Total Other Uses	15,717,000
Total Estimated Outflows	151,681,473
Estimated Ending Available Fund Balance	\$57,405,240



Account Descriptions

- **Fund Balance Available.** Funds remaining/unspent from previous fiscal year, available to fund current year operations or capital expenses. Includes the debt service reserve fund.
- **Sales Tax.** Estimated Measure A sales tax revenues, after deduction of approximately \$1,030,000 by the State Board of Equalization as collection costs
- **Transfer from SAVSA.** Reimbursement of 15 percent FTE Administrative Services Officer III associated with the administration of SAVSA program and 5 percent FTE Senior Accountant for accounting /audit related costs of the SAVSA program.
- **Salaries and Benefits.** 90 percent FTE Executive Director; 80 percent FTE Senior Accountant; 15 percent FTE Administrative Services Officer III, 75 percent FTE Office Manager
- **General Office.** General office costs such as advertising, copying, postage, and office supplies, and service charges for office equipment.
- **Rent.** For office space
- **Utilities.** Telephone
- **Conference and Travel.** Registration fees and transportation expenses for business and professional conferences
- **Insurance.** Annual premium for liability and public officials' insurance and property insurance
- **Professional Services.** Reimbursement for accounting, clerk, and legal services from County and the cost of financial consultant and bond counsel.
- **New Measure A Oversight Committee.** Costs incurred by the Oversight Committee and the cost of the independent audit of STA and SAVSA.
- **Other Operating Expenditures.** Miscellaneous expenditures not covered elsewhere
- **Contributions to Measure A Entities.** Amount of Measure A sales tax allocated to Measure A entities for eligible on-going programs and capital projects.





3. Sacramento Metropolitan Freeway Service Patrol (FSP)

GENERAL FUND

Program Description

The Freeway Service Patrol (FSP) Program provides specially trained drivers in tow trucks and service trucks to continuously patrol Sacramento area freeways during peak commute periods looking to quickly locate and fix or move vehicles that have become disabled due to accidents or mechanical breakdowns to get them off the busy roadway. Since approximately one-half of the freeway congestion in Sacramento County is the result of disabled vehicles either blocking the roadway or distracting passing motorists, the FSP Program is one of the simplest and most cost-effective ways to maintain smooth traffic flow. Although designed for congestion relief, the FSP Program also provides a number of secondary benefits, including: motorist assistance services for increased personal safety, reduction in secondary accidents, and improved air quality due to less stop-and-go traffic.

Breakdowns and minor accidents account for approximately one-half of the freeway congestion in the Sacramento region.

The Sacramento Metropolitan FSP Program is administered by the STA in partnership with the California Highway Patrol (CHP) and Caltrans. The Capital Valley Service Authority for Freeways and Expressways (SAFE) is a major funding partner.

Dedicated tow trucks and service trucks patrol over 80 miles of roadway on every major freeway and highway in Sacramento County, including portions of Interstate 5, U.S. Highway 50, Interstate 80, State Route 99, and the Capital City Freeway, plus Interstate 80 in Yolo County. FSP operates every weekday—except holidays—during the morning commute from 6:00 a.m. and 9:00 a.m. and during the afternoon commute from 3:00 p.m. to 6:30 p.m. FSP coverage in Yolo County includes additional Sunday coverage to accommodate the peak flow-through traffic from the Lake Tahoe region back to the San Francisco Bay Area.

FSP drivers usually arrive on the scene of a disabled vehicle within 10 minutes from the time of the breakdown or accident. They will change a flat tire, provide fuel, jump-start an engine, or make other minor repairs to get a vehicle going again. If a vehicle cannot be mobilized within 10 minutes, the FSP operator will tow it to a CHP-approved “safe zone” outside of the freeway corridor.

The Sacramento Metropolitan FSP Program assists approximately 2,500 motorists a month.



Program Objectives

- Facilitate smooth traffic flow in congested freeway corridors
- Maintain rapid response time while increasing the number of assists
- Ensure continued safe operation for both operators and motorists
- Coordinate with other traffic management programs

Resources and Appropriations

Staffing Levels

Table 9. Summary of Staffing Levels for Freeway Service Patrol

Staff Positions	Full-Time Equivalent		
	FY 2010-11 Actual	FY 2011-12 Budget	FY 2012-13 Budget
Executive Director	.10	.10	.10
Administrative Services Officer III	.70	.70	.70
Senior Accountant	.15	.15	.15
Office Manager	.25	.25	.25
Total Full-Time Employees	1.20	1.20	1.20

Appropriations/Program Variance Analysis

Table 10. Summary of Appropriation Levels for Freeway Service Patrol

Item	FY 2010-11 Actual	FY 2011-12 Budget	FY 2012-13 Budget	FY 2011-12 Difference	Percent Change
Personnel	\$139,894	\$140,100	\$140,100	\$0	0.00%
Services and Supplies	\$1,740,137	\$1,873,627	\$1,871,472	(\$2,155)	(0.11%)
Total Appropriations	\$1,880,031	\$2,013,727	\$2,011,572	(\$2,155)	(0.11%)



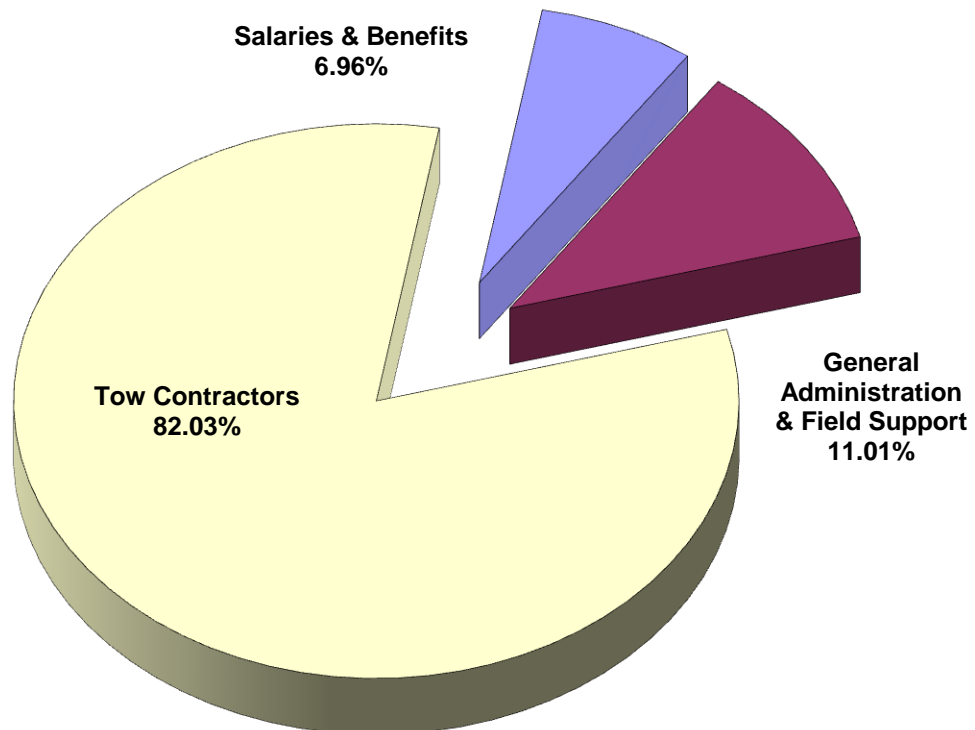
Estimated Revenues and Appropriations

Table 11. Summary of Estimated Revenues and Appropriations for Measure Freeway Service Patrol

Estimated Revenues		Appropriations	
Beginning Fund Balance	\$508,158	Salaries & Benefits	\$140,100
State FSP Allocation	\$1,100,000	General Administration	\$221,472
SAFE	\$747,000	Contractors	\$1,650,000
		Estimated Ending Fund Balance	\$343,586
TOTAL	\$2,355,158	TOTAL	\$2,355,158

The Sacramento Metropolitan Freeway Service Patrol program is funded by an annual State allocation intended solely for this purpose. Funds contributed by the Capitol Valley Service Authority for Freeways and Expressways (SAFE) will be used as the required local match for these state funds.

Chart 2. Freeway Service Patrol Appropriations



FSP expenditures go mostly to private tow operators under contract with the STA to provide tow/service operations during FSP service hours. Such payments account for approximately 82 percent of all expenditures.



Operating Detail

Table 12. Operating Detail for Freeway Service Patrol

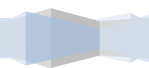
Item	Amount
Beginning Fund Balance Available	\$508,158
Available Revenues	
State FSP Allocation	1,100,000
SAFE	747,000
Total Revenues	1,847,000
Total Estimated Available Funds	2,355,158
Appropriations	
Salaries and Benefits	140,100
General Office	1,000
Rent	14,472
Conference and Travel	1,000
Uniform Patches/Signs	2,000
Communications	55,000
Driver Incentive Program	1,000
Contractors	1,650,000
Professional Services	136,000
Other Operating Expenditures	1,000
Public Relations	10,000
Total Appropriations	2,011,572
Total Appropriations	2,011,572
Estimated Ending Available Fund Balance	\$343,586



Account Descriptions

- **Fund Balance Available.** Funds remaining/unused from previous fiscal year, available to fund current year operations
- **State Allocation - FSP.** State Highway Fund money allocated by Caltrans for FSP operations and expenses. The annual allocation formula is based on relative population, urban freeway lane miles and congestion.
- **SAFE.** Money allocated from the Capitol Valley Service Authority for Freeways and Expressways (SAFE) Motorist Aid Program for FSP local match
- **Salaries and Benefits.** 10 percent FTE Executive Director, 70 percent FTE Administrative Services Officer III, 15 percent FTE Senior Accountant, 25 percent FTE Office Manager
- **General Office.** General office costs such as copying, postage, outside printing, and office supplies
- **Rent.** For 29% of STA office space
- **Conference and Travel.** Registration fees and transportation expenses for business and professional conferences
- **Uniform Patches/ Signs.** Insignia patches for FSP driver uniforms, driver identification badges, FSP identification signs and lettering for tow and service trucks
- **Professional Services.** Supplemental California Highway Patrol field supervision, audit services required for FSP grants, general legal services, and other professional services not covered elsewhere
- **Communications.** Annual repeater service, mobile radio repair and installation, ancillary equipment, cellular/radio phones, wireless service, automated vehicle location equipment monitoring services, mobile assist recordkeeping equipment and service, database maintenance and storage
- **Driver Incentive Program.** Expenditures for special and annual driver performance awards
- **Contractors.** Payments to tow operators and other contracted service providers for FSP services
- **Other Operating Expenditures.** Miscellaneous expenditures not covered elsewhere
- **Public Relations.** Public informational brochures, survey materials, and feedback collection





4. Sacramento Abandoned Vehicle Service Authority (SAVSA)

SPECIAL REVENUE FUND

Program Description

The Sacramento Abandoned Vehicle Service Authority (SAVSA) was established under California Vehicle Code Section 22710 in 1992. The Code allows counties to impose a \$1 surcharge on vehicle registrations to be used for the abatement of abandoned vehicles. Participating jurisdictions include the County of Sacramento and the Cities of Citrus Heights, Elk Grove, Folsom, Galt, Isleton, and Sacramento.

Since the Governing Boards of SAVSA and the STA are the same, SAVSA is deemed a component unit of the STA. For financial reporting purposes, it is classified as a Special Revenue Fund of the STA.

Each year, over 15,000 abandoned vehicles within Sacramento County are abated using SAVSA funding

SAVSA funding allows local entities to pay for vehicle abatement activities which remove abandoned vehicles from local streets and private property. Each participating entity has adopted an ordinance which establishes procedures for the abatement, removal, and disposal of abandoned vehicles. Local entities take abandoned vehicle reports, follow specific procedures for the enforcement of abandoned vehicle ordinances, and contract with private tow companies for the subsequent removal of abandoned vehicles.

Program Objectives

- Assist local entities to implement their Abandoned Vehicle Abatement Plans by providing funding and ensuring compliance with abandoned vehicle abatement legislation
- Promote public accountability and transparency
- Assist in the cooperation and understanding of vehicle abatement strategies of all SAVSA entities to ensure the maximum amount of abatement with the funds available



Resources and Appropriations

Staffing Levels

SAVSA has no staff. SAVSA reimburses the STA General Fund at 15 percent for the Administrative Services Officer III who administers the program and 5 percent for the Senior Accountant for accounting/audit related duties.

Appropriations/Program Variance Analysis

Table 13. Summary of Appropriation Levels for SAVSA

Item	FY 2010-11 Actual	FY 2011-12 Budget	FY 2012-13 Budget	FY 2011-12 Difference	Percent Change
Contribution to SAVSA Entities	\$1,376,979	\$1,108,364	\$1,068,000	(\$40,364)	(3.64%)
Transfer to STA General Fund	\$33,947	\$34,000	\$34,000	—	—

Estimated Revenues and Appropriations

Table 14. Summary of Estimated Revenues and Appropriations for SAVSA

Estimated Revenues		Appropriations	
Vehicle License Fees	\$1,100,000	SAVSA Allocations	\$1,068,000
Interest	\$2,000	STA General Fund	\$34,000
TOTAL	\$1,102,000	TOTAL	\$1,102,000

The SAVSA program is completely funded by the vehicle registration surcharge. Approximately 97 percent of the \$1,100,000 collected in fees is distributed to SAVSA entities to fund their abandoned vehicle programs. Distributions to entities are based 50% on population and 50% on the number of abatements performed during each calendar quarter. The remainder is used to reimburse STA for administrative services.



Operating Detail

Table 15. Operating Detail for SAVSA for Fiscal Year 2012-13

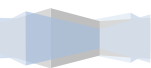
Item	Amount
Beginning Fund Balance Available	\$0
Available Revenues	
Vehicle License Fees	1,100,00
Interest	2,000
Total Revenues	1,102,000
Total Estimated Available Funds	1,102,000
Appropriations	
<u>Contributions to SAVSA Entities</u>	
• County of Sacramento	294,242
• City of Sacramento	436,710
• City of Galt	46,933
• City of Folsom	90,494
• City of Isleton	302
• City of Elk Grove	73,814
• City of Citrus Heights	101,017
• City of Rancho Cordova	24,488
Total Contributions to SAVSA Entities	1,068,000
Total Appropriations	1,068,000
Transfer to STA General Fund (for SAVSA administration)	34,000
Estimated Ending Available Fund Balance	\$0



Account Descriptions

- **Fund Balance Available.** Funds remaining/unspent from the previous fiscal year, available to fund current year operations
- **Vehicle License Fees.** Anticipated revenue from the \$1 vehicle registration fee
- **Contributions to SAVSA Entities.** Estimated disbursements to the County of Sacramento and the Cities of Sacramento, Isleton, Folsom, Galt, Elk Grove, Rancho Cordova and Citrus Heights based 50% on their proportionate share of vehicle abatements and 50% on their relative population
- **Transfer to STA General Fund.** Reimbursement for 15 percent FTE Administrative Services Officer III for administering the SAVSA program and 5 percent FTE Senior Accountant for accounting/audit related costs





5. Appendix: Measure A Project & Program Allocations by Entity

City of Citrus Heights

The City of Citrus Heights FY 2012/13 Measure A On-Going Annual Program allocation will be expended for traffic control and safety, streetscaping, pedestrian and bike facilities, and street and road maintenance. The FY 2012/13 Measure A capital allocation for Sunrise Blvd (Oak Ave – Antelope Road) is \$1,671,000.

Allocation Amounts—Measure A On-Going Annual Program

- Traffic Control and Safety\$157,332
- Safety, Streetscaping, Pedestrian & Bike Facilities\$207,629
- Street and Road Maintenance\$1,573,321

Total \$1,938,282

Allocation Amounts—Measure A Capital Projects

- Sunrise Blvd: Oak Ave – Antelope Road.....\$1,671,000

Total 1,671,000

City of Elk Grove

The City of Elk Grove FY 2012/13 Measure A On-Going Annual Program allocation will be expended for traffic control and safety, streetscaping, pedestrian and bike facilities, and street and road maintenance. Currently, there are no Measure A capital projects for FY 2012/13.

Allocation Amounts—Measure A On-Going Annual Program

- Traffic Control and Safety\$308,397
- Safety, Streetscaping, Pedestrian and Bike Facilities.....\$406,987
- Street and Road Maintenance\$3,083,966

Total \$3,799,350



City of Folsom

The City of Folsom’s FY 2012/13 Measure A On-Going Annual Program allocation will be expended for traffic control and safety, streetscaping, pedestrian and bike facilities, and street and road maintenance. Currently, there are no Measure A capital projects for FY 2012/13.

Allocation Amounts—Measure A On-Going Annual Program

- Traffic Control and Safety\$158,393
- Safety, Streetscaping, Pedestrian & Bike Facilities.....\$209,029
- Street and Road Maintenance\$1,583,926

Total \$1,951,348

City of Galt

The City of Galt’s FY 2012/13 Measure A On Going Annual Program allocation will be expended for street and road maintenance and operations for a total of \$980,874. There is no capital allocation for FY 2012/13.

Allocation Amounts—Measure A On-Going Annual Program

- Street and Road Maintenance\$980,874

Total \$980,874

City of Isleton

The City of Isleton’s FY 2012/13 Measure A On-Going Annual program allocation is \$39,235. The allocation amount is earmarked for street and road maintenance and operations. Currently, there are no Measure A capital projects for FY 2012/13.

Allocation Amounts—Measure A On-Going Annual Program

- Street and Road Maintenance\$39,235

Total \$39,235



City of Rancho Cordova

The City of Rancho Cordova FY 2012/13 Measure A On-Going Annual program allocation will be expended for traffic control and safety, streetscaping, pedestrian and bike facilities, and street and road maintenance. The FY 2012/13 Measure A capital allocation for Sunrise Blvd (Gold Country Blvd – Jackson Road) is \$1,021,000.

Allocation Amounts—Measure A On-Going Annual Program

- Traffic Control and Safety\$142,487
- Safety, Streetscaping, Pedestrian and Bike Facilities.....\$188,038
- Street and Road Maintenance\$1,424,867

Total \$1,755,392

Allocation Amounts—Measure A Capital Projects

- Sunrise Blvd: Gold Country Blvd – Jackson Road\$1,021,000

Total \$1,021,000

City of Sacramento

The City of Sacramento’s FY 2012/13 Measure A On-Going Annual Program allocation will be expended for traffic control and safety, streetscaping, pedestrian and bike facilities, and street and road maintenance. The FY 2012/13 Measure A capital allocation is \$21,620,000.

Allocation Amounts—Measure A On-Going Annual Program

- Traffic Control and Safety\$915,720
- Safety, Streetscaping, Pedestrian and Bike Facilities.....\$1,208,465
- Street and Road Maintenance\$9,157,200

Total \$11,281,385

Allocation Amounts—Measure A Capital Projects

- Downtown Intermodal Station \$10,000,000
- Richards Blvd / I-5 Interchange Improvement.....\$4,265,000
- Consumes River Blvd Extension & I-5 Interchange.....\$7,355,000

Total \$21,620,000



County of Sacramento

The County of Sacramento’s FY 2012/13 Measure A On-Going Annual Program allocation will be expended for traffic control and safety, streetscaping, pedestrian and bike facilities, and street and road maintenance. The FY 2012/13 Measure A capital allocation is \$14,688,000.

Allocation Amounts—Measure A On-Going Annual Program

- Traffic Control and Safety\$1,199,692
- Safety, Streetscaping, Pedestrian and Bike Facilities.....\$1,583,219
- Street and Road Maintenance \$11,996,921

Total \$14,779,832

Allocation Amounts—Measure A Capital Projects

- Hazel Ave: US 50 – Madison Ave\$2,000,000
- Watt Ave / US 50 Interchange Upgrade \$12,688,000

Total \$14,688,000

Sacramento Metropolitan Air Quality Management District

The Sacramento Metropolitan Air Quality Management District's FY 2012/13 Measure A On-Going Annual program allocation is \$1,441,010 and will be expended for air quality monitoring, public education and mobile source programs.

Allocation Amounts—Measure A On-Going Annual Program

- Air Quality Monitoring, Planning, and Rule Development
- Public Education, Outreach and Information
- Mobile Source Programs

Total \$1,441,010



Paratransit, Inc.

Paratransit, Inc. is the designated Consolidated Transportation Services Agency (CTSA) for Sacramento County. The FY 2012/13 Measure A On-Going Annual Program allocation will be used to support the provision of Elderly and Handicapped Transportation (EHT) services in the urbanized portion of Sacramento County.

Allocation Amounts—Measure A On-Going Annual Program

- Operating Expenses\$3,362,357
- CTSA Set Aside\$960,673

Total \$4,323,030

Regional Transit

Regional Transit’s FY 2012/13 Measure A On-Going Annual Program allocation will be expended for operations support. The FY 2012/13 Measure A capital allocation for the South Sacramento LRT Corridor Phase II is \$8,527,000.

Allocation Amounts—Measure A On-Going Annual Program

- Operating Support \$33,143,231

Total \$33,143,231

Allocation Amounts—Measure A Capital Projects

- South Sacramento LRT Corridor Phase II\$8,527,000

Total \$8,527,000

Sacramento County Regional Parks

The Sacramento County Regional Park's FY 2012/13 Measure A On-Going Annual Program allocation of \$1,000,000 will be expended for maintenance, operations, and improvements to the paved bikeway network within the county managed portion of the American River Parkway.

Allocation Amounts—Measure A On-Going Annual Program

Total \$1,000,000



Neighborhood Shuttle

The Neighborhood Shuttle program’s FY 2012/13 Measure A On-Going Annual Program allocation will be \$1,000,000.

Allocation Amounts—Measure A On-Going Annual Program

- Neighborhood Shuttle\$1,000,000

Total \$1,000,000

California Dept of Transportation (Caltrans)

The California Department of Transportation's (Caltrans) FY 2012/13 Measure A capital allocation for the US 50 Bus / Carpool Lanes is \$8,500,000.

Allocation Amounts—Measure A Capital Projects

- US 50 Bus / Carpool Lanes & Community Enhancement (I) (Sunrise – Watt)\$3,500,000
- US 50 Bus / Carpool Lanes & Community Enhancement (II) (Watt – SR99)\$5,000,000

Total \$8,500,000

Connector JPA (Capital Southeast Connector Authority)

The Connector JPA's FY 2012/13 Measure A capital allocation is \$1,750,000.

Allocation Amounts—Measure A Capital Projects

- I-5 / SR99 US 50 Connector\$1,750,000

Total \$1,750,000

