

Sacramento Transportation Authority
Sacramento Abandoned Vehicle Service Authority

Final Budget

Fiscal Year 2015/16



Introduction

Message to the Governing Board

The Sacramento Transportation Authority (STA) and the Sacramento Abandoned Vehicle Service Authority (SAVSA) staff are pleased to present the Final Budget for Fiscal Year 2015/16. The document represents the proposed operational plan for administering these agencies and provides summary documentation regarding all agency programs.

Respectfully Submitted:

Concur:



Lisa Valine
Accounting Manager

Brian Williams
Executive Director

Table of Contents

- | | | |
|-------------|---|---------|
| • Section 1 | Overview | Page 3 |
| • Section 2 | Measure A/STA Administration | Page 7 |
| • Section 3 | Freeway Service Patrol | Page 13 |
| • Section 4 | Sacramento Abandoned Vehicle Service Authority | Page 19 |
| • Section 5 | Appendix – Measure A Allocations by Entity and Project | Page 24 |



How To Use This Budget

This document is organized into an easy-to-read format consistent with recommended practices for public agency budgets. It is divided into five sections.

Section 1 provides an agency overview which delineates the purpose of the Sacramento Transportation Authority (STA), identifies the funding categories which make up the STA's budget, and summarizes all agency revenues and expenditures anticipated during the 2015/16 fiscal year. It is formatted to facilitate comparison with the STA's Comprehensive Annual Financial Report (CAFR).

Sections 2, 3, and 4 provide more specific information on each of the STA's major work programs, which are each presented separately for budget purposes. Each of these sections contains a general description of the applicable work program along with a listing of the program's objectives. This is followed by a revenue/expenditure summary and an operating detail, which sets forth the anticipated revenue or appropriations for specific accounts. The accounts are defined in the final portion of each section.

Lastly, Section 5 provides a listing of all transportation projects and programs for which Measure A monies will be allocated during FY 2015/16.



1. Overview

Agency Summary

The Sacramento Transportation Authority (STA)—a Local Transportation Authority—was created in 1988 and confirmed by voter approval of “Measure A,” a local referendum to create and fund a 20-year Countywide transportation and air quality improvement program. In 2004, voters approved a 30-year extension of the original Measure. This new term began on April 1, 2009.

The STA administers the Measure A one-half percent sales tax program to ensure that revenues are prudently expended on eligible transportation projects. The STA has also assumed responsibility for administration of the Sacramento Abandoned Vehicle Service Authority (SAVSA) and the Sacramento Metropolitan Freeway Service Patrol (FSP).

The STA Governing Board, consisting of sixteen locally-elected officials, holds the decision-making authority for the STA. Board decisions and policies are implemented by an Executive Director selected by the Board and by staff selected and supervised by the Executive Director.

Operating Budget

The STA has two funding categories:

- The **General Fund** is made up of the Measure A/STA Administration Program and the Freeway Service Patrol Program.
- The **Special Revenue Fund** represents the operations of SAVSA.

Appropriation Summary

Table 1. Summary of Appropriation Levels in the STA Operating Budget

Fund	FY 2013-14 Actual	FY 2014-15 Budget	FY 2015-16 Budget
General Fund	\$99,590,315	\$99,141,397	\$101,566,994
Special Revenue Fund	\$1,125,638	\$1,143,000	\$1,084,060

Staffing Levels

Table 2. Summary of Total Staffing Levels

Fund	Full-Time Equivalent	
	FY 2014-15 Budget	FY 2015-16 Budget
General Fund	3.8	3.80
Special Revenue Fund	0.0	0.0

Operating Detail—General Fund

Table 3. General Fund Budget for FY 2015-16 (shown with figures from the two previous years)

Item	FY 2013-14 Actual	FY 2014-15 Budget	FY 2015-16 Budget
Beginning Fund Balance	\$85,763,502	\$71,688,319	\$68,137,455
Available Revenues			
Sales Tax	100,448,637	105,960,652	110,728,905
Mitigation Fees	3,540,542	3,630,000	4,284,000
State Grant (FSP)	1,179,459	1,100,000	1,100,000
SHOPP (US 50)	196,064	—	—
SHOPP (I-80)	—	180,000	62,000
Capital Valley SAFE	747,000	747,000	757,000
Interest	430,123	487,500	450,000
Total Revenues	106,541,825	112,105,152	117,381,905
Other Sources			
Bond Issuance	—	—	—
Transfer from SAVSA	33,956	34,000	34,000
Total Other Sources	33,956	34,000	34,000
Total Available Funds	192,339,283	183,827,471	185,553,360
Appropriations			
Administration	682,700	812,940	856,194
Measure A	96,417,649	95,799,040	98,183,780
Community Outreach & Research Program	325,817	325,000	300,000
Debt Issue Costs	—	—	—
Freeway Service Patrol	2,164,149	2,204,417	2,227,020
Total Appropriations	99,590,315	99,141,397	101,566,994
Other Uses			
Transfer to Debt Service	16,660,053	16,620,000	16,620,000
Total Other Uses	16,660,053	16,620,000	16,620,000
Ending Available Fund Balance	\$76,088,916	\$68,066,074	\$67,366,366

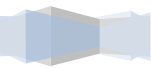


Operating Detail—Special Revenue Fund

Table 4. Special Revenue Fund (SAVSA) Budget for FY 2015-16 (shown with figures from two previous years)

Item	FY 2013-14 Actual	FY 2014-15 Budget	FY 2015-16 Budget
Beginning Fund Balance	\$93,817	\$133,817	\$17,660
Available Revenues			
Vehicle License Fees	1,159,638	1,100,000	1,100,000
Interest	398	1,000	400
Total Revenues	1,160,036	1,101,000	1,100,400
Total Available Funds	1,253,853	1,234,817	1,118,060
Appropriations			
SAVSA	1,125,638	1,143,000	1,084,060
Total Appropriations	1,125,638	1,143,000	1,084,060
Transfer to STA General Fund	33,956	34,000	34,000
Ending Available Fund Balance	\$94,260	\$57,817	\$0





2. Measure A/STA Administration

GENERAL FUND

Program Description

Measure A began as a 20-year transportation and air quality improvement program funded with a countywide one-half percent sales tax. In November 2004, voters approved a 30-year extension to Measure A. The 2015-16 budget year is the seventh year of the 30 year extension.

Measure A administration is the primary function of the STA. Measure A sales tax revenues are collected by the California Board of Equalization and remitted to the STA. The Measure A extension includes the new Sacramento County Transportation Mitigation Fee Program (SCTMFP). SCTMFP revenues are collected by the County and incorporated cities on behalf of the STA. The STA distributes the sales tax and mitigation fee funds to the Measure A entities in accordance with the Measure A Ordinance.

The Measure A entities consist of the Sacramento Metropolitan Air Quality Management District (SMAQMD), the Sacramento Regional Transit District (RT), Paratransit, Inc., the Cities of Citrus Heights, Elk Grove, Folsom, Galt, Isleton, Rancho Cordova, and Sacramento, the County of Sacramento, Capital Southeast Connector Authority, and the California Department of Transportation (Caltrans).

The STA is responsible for overseeing Measure A funds to ensure that they are spent only on approved projects and programs set forth in the Measure A Ordinance. In addition to Measure A administration duties, the STA assists in the coordination of transportation plans and programs among local, regional, and state entities. These planning functions are accounted for in the Measure A/STA Administration Program.

The STA is responsible for overseeing Measure A funds to ensure that they are spent only on approved projects and programs set forth in the Measure A Ordinance and Expenditure Plan.

Program Objectives

- Ensure the effective and efficient use of Measure A funds
- Promote public accountability and transparency
- Safeguard Measure A funds through sound investment strategies
- Assist Measure A entities in creative financing mechanisms which may maximize and leverage Measure A funds
- Assist in the enhancement, cooperation, and understanding of the transportation planning and programming activities within the County



Resources and Appropriations

Staffing Levels

Table 5. Summary of Staffing Levels for Measure A/STA Administration

Staff Positions	Full-Time Equivalent		
	FY 2013-14 Actual	FY 2014-15 Budget	FY 2015-16 Budget
Executive Director	.90	.90	.90
Accounting Manager	.80	.80	.80
Administrative Services Officer III	.15	.15	.15
Office Manager	.60	.60	.60
Total Full-Time Employees	2.45	2.45	2.45

Appropriations/Program Variance Analysis

Table 6. Summary of Appropriation Levels for Measure A/STA Administration

Item	FY 2013-14 Actual	FY 2014-15 Budget	FY 2015-16 Budget	FY 2014-15 Difference	Percent Change
Administration	\$682,700	\$812,940	\$856,194	\$43,254	5.32%
Debt Issue Costs	—	—	—	—	—
Community Outreach Research Program	325,817	\$325,000	\$300,000	(\$25,000)	-7.69%
Contributions to Measure A Entities	\$96,417,649	\$95,799,040	\$98,183,780	\$2,384,740	2.49%
Total Appropriations	\$97,426,166	\$96,936,980	\$99,339,974	\$2,402,994	2.48%

Appropriations comparing FY 2014/15 to FY 15/16 have increased by \$2,402,994 which represents the increased sales tax projections for FY 2015/16.

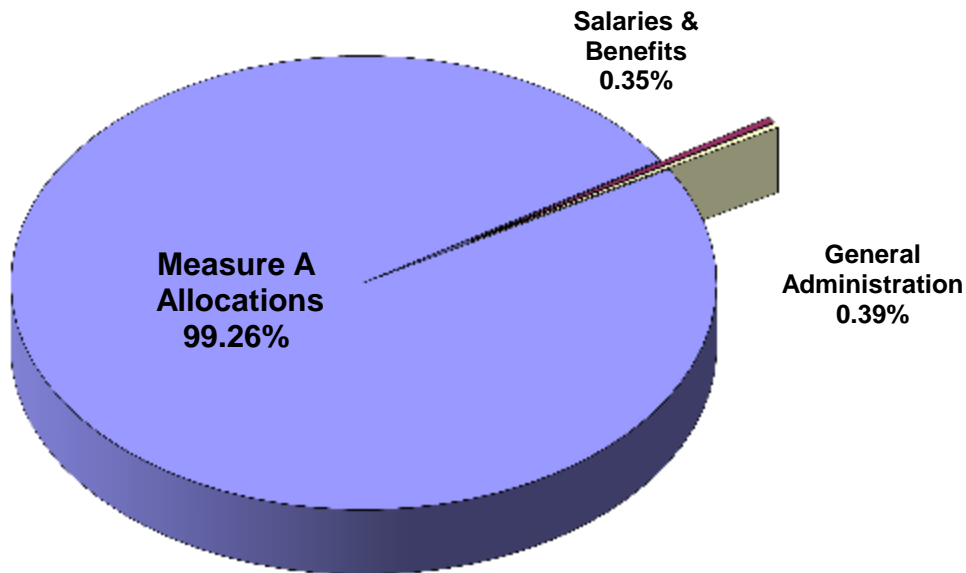


Estimated Revenues and Appropriations

Table 7. Summary of Estimated Revenues and Appropriations for Measure A/STA Administration

Estimated Revenues		Appropriations	
Beginning Fund Balance	\$67,583,805	Salaries & Benefits	\$400,000
Sales Tax	\$110,728,905	General Administration	\$456,194
Development Impact Fees	\$4,284,000	Measure A Allocations	\$98,183,780
Transfer from SAVSA	\$34,000	Community Outreach & Research Program	\$300,000
Interest	\$450,000	Debt Service	\$16,620,000
		Estimated Ending Fund Balance	\$67,120,736
TOTAL	\$183,080,710	TOTAL	\$183,080,710

Chart 1. Distribution of Measure A Revenues (Sales Tax & Impact Fee)



Measure A allocations are those sales tax monies distributed to the Sacramento Metropolitan Air Quality Management District (SMAQMD), the Sacramento Regional Transit District (RT), Paratransit Inc., the cities of Folsom, Galt, Isleton, Citrus Heights, Elk Grove, Rancho Cordova, and Sacramento, the County of Sacramento, Capital Southeast Connector Authority, and the California Department of Transportation (Caltrans). The specific projects and programs approved for funding during FY 2015-16 are shown in Section 5.

Operating Detail

Table 8. Operating Detail for Measure A/STA Administration for Fiscal Year 2015/16

Beginning Fund Balance Available	
Bonded Capital Funds (2009 Series/Reserve)	\$8,570,682
Bonded Capital Funds (2012 Series)	14,401,598
Bonded Capital Funds (2014A Series and 2015A Series)	17,717,495
Mitigation Fees	7,555,008
Operating Fund Balance	19,339,022
Total Beginning Fund Balance Available	67,583,805
Available Revenues	
Sales Tax	110,728,905
Mitigation Fees	4,284,000
Interest	450,000
Total Revenues	115,462,905
Transfer from SAVSA	34,000
Total Other Sources	34,000
Total Estimated Available Funds	\$183,080,710
Appropriations	
<u>Administration</u>	
• Salaries and Benefits	400,000
• General Office	6,500
• Rent	41,500
• Utilities	3,500
• Conference and Travel	9,000
• Insurance	32,000
• Professional Services	190,000
• New Measure A Taxpayers Oversight Committee	65,000
• Other Operating Expenditures	108,694
Total Administration	856,194
<u>Contributions to Measure A Entities</u>	
• Isleton	44,292
• Galt	1,107,289
• Neighborhood Shuttle	1,000,000
• Sacramento Metropolitan Air Quality Management District	1,628,660
• Paratransit, Inc (CTSA)	3,800,206
• CTSA Set Aside	1,085,773
• Sacramento County Regional Parks Dept	1,000,000
• Regional Transit (RT)	37,459,177
• Traffic Control and Safety	3,257,320
• Safety, Streetscaping, Pedestrian and Bike Facilities	4,428,866
• Street and Road Maintenance	32,573,197
• Capital Projects	10,799,000
Total Contributions to Measure A Entities	98,183,780
Total Appropriations	99,039,974
Other Uses	
Community Outreach & Research Program	300,000
Transfer to Debt Service	16,620,000
Total Other Uses	16,920,000
Total Estimated Outflows	\$115,959,974
Estimated Ending Available Fund Balance	\$67,120,736



Account Descriptions

- **Fund Balance Available.** Funds remaining/unspent from previous fiscal year, available to fund current year operations or capital expenses. Includes the debt service reserve fund.
- **Sales Tax.** Estimated Measure A sales tax revenues, after deduction of approximately \$1,176,900 by the State Board of Equalization for collection costs
- **Transfer from SAVSA.** Reimbursement of 15 percent FTE Administrative Services Officer III associated with the administration of SAVSA program and 5 percent FTE Accounting Manager for accounting /audit related costs of the SAVSA program.
- **Salaries and Benefits.** 90 percent FTE Executive Director; 80 percent FTE Accounting Manager; 15 percent FTE Administrative Services Officer III, 60 percent FTE Office Manager
- **General Office.** General office costs such as advertising, copying, postage, and office supplies, and service charges for office equipment.
- **Rent.** For office space
- **Utilities.** Telephone, internet, etc.
- **Conference and Travel.** Registration fees and transportation expenses for business and professional conferences
- **Insurance.** Annual premium for liability and public officials' insurance and property insurance
- **Professional Services.** Reimbursement for accounting, clerk, and legal services from County and the cost of financial consultant and bond counsel.
- **Measure A Taxpayers Oversight Committee.** Costs incurred by the Oversight Committee and the cost of the independent audit of STA and SAVSA.
- **Other Operating Expenditures.** Miscellaneous expenditures not covered elsewhere
- **Contributions to Measure A Entities.** Amount of Measure A sales tax allocated to Measure A entities for eligible on-going programs and capital projects
- **Community Outreach & Research Program.** Community outreach and voter opinion research to examine the practicality and possibility of compiling a supplemental transportation funding initiative for placement before County voters in 2016 or later.





3. Sacramento Metropolitan Freeway Service Patrol (FSP)

GENERAL FUND

Program Description

The Freeway Service Patrol (FSP) Program provides specially trained drivers in tow trucks and service trucks to continuously patrol Sacramento area freeways during peak commute periods looking to quickly locate and fix or move vehicles that have become disabled due to accidents or mechanical breakdowns to get them off the busy roadway. Since approximately one-half of the freeway congestion in Sacramento County is the result of disabled vehicles either blocking the roadway or distracting passing motorists, the FSP Program is one of the simplest and most cost-effective ways to maintain smooth traffic flow. Although designed for congestion relief, the FSP Program also provides a number of secondary benefits, including: motorist assistance services for increased personal safety, reduction in secondary accidents, and improved air quality due to less stop-and-go traffic.

Breakdowns and minor accidents account for approximately one-half of the freeway congestion in the Sacramento region.

The SacMetro FSP Program is administered by the STA in partnership with the California Highway Patrol (CHP) and Caltrans. The Capital Valley Service Authority for Freeways and Expressways (CVRSafe) is a major funding partner.

Dedicated tow trucks and service trucks patrol over 80 miles of roadway on every major freeway and highway in Sacramento County, including portions of Interstate 5, U.S. Highway 50, Interstate 80, State Route 99, and the Capital City Freeway, plus Interstate 80 in Yolo County. FSP operates every weekday—except holidays—during the morning commute from 6:30 a.m. and 9:30 a.m. and during the afternoon commute from 2:30 p.m. to 6:30 p.m. FSP coverage in Yolo County includes additional Sunday coverage to accommodate peak flow-through traffic from the Lake Tahoe region to the San Francisco Bay Area. During major freeway construction projects, SacMetro FSP may also be deployed to help Caltrans mitigate traffic impacts resulting from the work and to promote safety.

FSP drivers usually arrive on the scene of a disabled vehicle within 10 minutes from the time of the breakdown or accident. They will change a flat tire, provide fuel, jump-start an engine, or make other minor repairs to get a vehicle going again. If a vehicle cannot be mobilized within 10 minutes, the FSP operator will tow it to a CHP-approved “safe zone” outside of the freeway corridor.

The SacMetro FSP Program provides approximately 2,900 roadside assists per month.



Program Objectives

- Facilitate smooth traffic flow in congested freeway corridors
- Maintain rapid response time while increasing the number of assists
- Ensure continued safe operation for both operators and motorists
- Coordinate with other traffic management programs

Resources and Appropriations

Staffing Levels

Table 9. Summary of Staffing Levels for Freeway Service Patrol

Staff Positions	Full-Time Equivalent		
	FY 2013-14 Actual	FY 2014-15 Budget	FY 2015-16 Budget
Executive Director	.10	.10	.10
Administrative Services Officer III	.70	.70	.70
Accounting Manager	.15	.15	.15
Office Manager	.20	.20	.20
Total Full-Time Employees	1.15	1.15	1.15

Appropriations/Program Variance Analysis

Table 10. Summary of Appropriation Levels for Freeway Service Patrol

Item	FY 2013-14 Actual	FY 2014-15 Budget	FY 2015-16 Budget	FY 2014-15 Difference	Percent Change
Personnel	\$140,078	\$140,100	\$140,100	\$0	0.00%
Services and Supplies	\$2,024,071	\$2,064,317	\$2,086,920	\$22,603	1.09%
Total Appropriations	\$2,164,149	\$2,204,417	\$2,227,020	\$22,603	1.03%



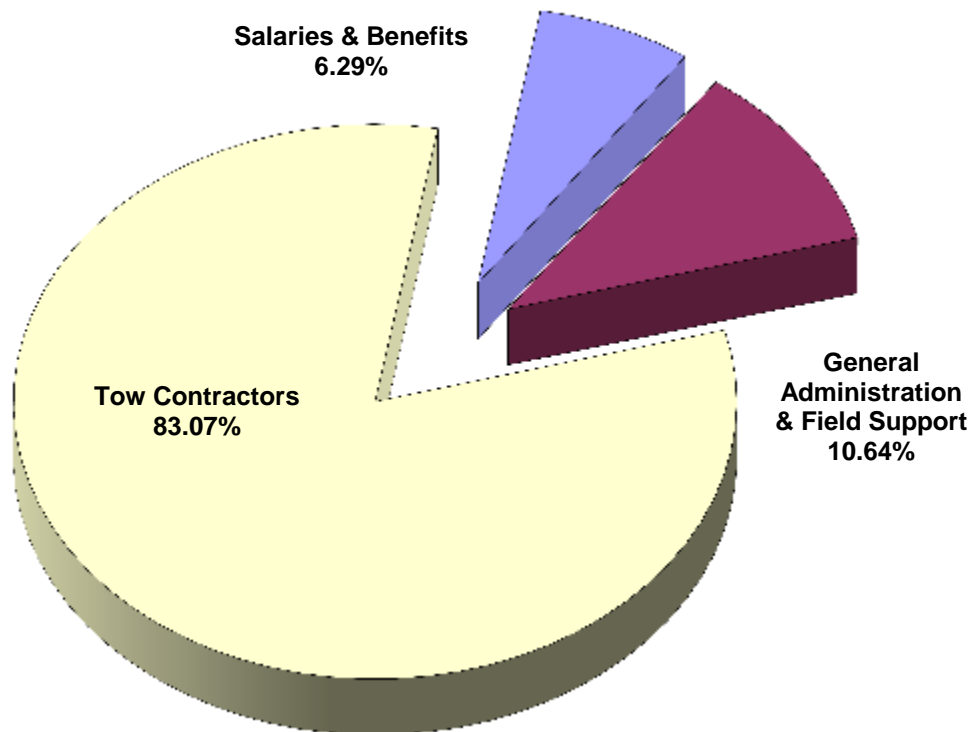
Estimated Revenues and Appropriations

Table 11. Summary of Estimated Revenues and Appropriations for Measure Freeway Service Patrol

Estimated Revenues		Appropriations	
Beginning Fund Balance	\$553,650	Salaries & Benefits	\$140,100
State FSP Allocation	\$1,100,000	General Administration	\$236,920
State FSP / SHOPP	\$62,000	Contractors	\$1,850,000
SAFE	\$757,000	Estimated Ending Fund Balance	\$245,630
TOTAL	\$2,472,650	TOTAL	\$2,472,650

The Sacramento Metropolitan Freeway Service Patrol program is funded by an annual State allocation intended solely for this purpose. Funds contributed by the Capitol Valley Service Authority for Freeways and Expressways (SAFE) will be used as the required local match for these state funds.

Chart 2. Freeway Service Patrol Appropriations



FSP expenditures go mostly to private tow operators under contract with the STA to provide tow/service operations during FSP service hours. Such payments account for approximately 83 percent of all expenditures.

Operating Detail

Table 12. Operating Detail for Freeway Service Patrol

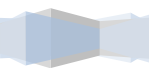
Item	Amount
Beginning Fund Balance Available	\$553,650
Available Revenues	
State FSP Allocation	1,100,000
State FSP / SHOPP	62,000
SAFE	757,000
Total Revenues	1,919,000
Total Estimated Available Funds	\$2,472,650
Appropriations	
Salaries and Benefits	140,100
General Office	1,000
Rent	16,920
Conference and Travel	1,000
Uniform Patches/Signs	1,000
Communications	55,000
Driver Incentive Program	2,000
Contractors	1,850,000
Professional Services	149,000
Other Operating Expenditures	1,000
Public Relations	10,000
Total Appropriations	2,227,020
Total Appropriations	\$2,227,020
Estimated Ending Available Fund Balance	\$245,630



Account Descriptions

- **Fund Balance Available.** Funds remaining/unspent from previous fiscal year, available to fund current year operations
- **State Allocation - FSP.** State Highway Fund money allocated by Caltrans for FSP operations and expenses. The annual allocation formula is based on relative population, urban freeway lane miles and congestion.
- **State FSP / SHOPP.** State Highway Operation and Protection Program money is used to fund the Traffic Management Plan (TMP) of freeway construction projects. FSP is a critical congestion-relief strategy incorporated in major TMPs. The amount of SHOPP funds allocated for FSP varies, depending on the particular needs and circumstances of each project.
- **SAFE.** Money allocated from the Capitol Valley Service Authority for Freeways and Expressways (SAFE) Motorist Aid Program for FSP local match
- **Salaries and Benefits.** 10 percent FTE Executive Director, 70 percent FTE Administrative Services Officer III, 15 percent FTE Accounting Manager, 20 percent FTE Office Manager
- **General Office.** General office costs such as copying, postage, outside printing, and office supplies
- **Rent.** For 29% of STA office space
- **Conference and Travel.** Registration fees and transportation expenses for business and professional conferences
- **Uniform Patches/ Signs.** Insignia patches for FSP driver uniforms, driver identification badges, FSP identification signs and lettering for tow and service trucks
- **Professional Services.** Supplemental California Highway Patrol field supervision, audit services required for FSP grants, general legal services, and other professional services not covered elsewhere
- **Communications.** Annual repeater service, mobile radio repair and installation, ancillary equipment, cellular/radio phones, wireless service, automated vehicle location equipment monitoring services, mobile assist recordkeeping equipment and service, database maintenance and storage
- **Driver Incentive Program.** Expenditures for special and annual driver performance awards
- **Contractors.** Payments to tow operators and other contracted service providers for FSP services
- **Other Operating Expenditures.** Miscellaneous expenditures not covered elsewhere
- **Public Relations.** Public informational brochures, survey materials, and feedback collection





4. Sacramento Abandoned Vehicle Service Authority (SAVSA)

SPECIAL REVENUE FUND

Program Description

The Sacramento Abandoned Vehicle Service Authority (SAVSA) was established under California Vehicle Code Section 22710 in 1992. The Code allows counties to impose a \$1 surcharge on vehicle registrations to be used for the abatement of abandoned vehicles. Participating jurisdictions include the County of Sacramento and the Cities of Citrus Heights, Elk Grove, Folsom, Galt, Rancho Cordova, and Sacramento.

Since the Governing Boards of SAVSA and the STA are the same, SAVSA is deemed a component unit of the STA. For financial reporting purposes, it is classified as a Special Revenue Fund of the STA.

Since its formation, SAVSA has funded the abatement of approximately 300,000 abandoned vehicles within the cities and the unincorporated areas of Sacramento County

SAVSA funding allows local entities to pay for vehicle abatement activities which remove abandoned vehicles from local streets and private property. Each participating entity has adopted an ordinance which establishes procedures for the abatement, removal, and disposal of abandoned vehicles. Local entities take abandoned vehicle reports, follow specific procedures for the enforcement of abandoned vehicle ordinances, and contract with private tow companies for the subsequent removal of abandoned vehicles.

Program Objectives

- Assist local entities to implement their Abandoned Vehicle Abatement Plans by providing funding and ensuring compliance with abandoned vehicle abatement legislation
- Promote public accountability and transparency
- Assist in the cooperation and understanding of vehicle abatement strategies of all SAVSA entities to ensure the maximum amount of abatement with the funds available



Resources and Appropriations

Staffing Levels

SAVSA has no staff. SAVSA reimburses the STA General Fund at 15 percent for the Administrative Services Officer III who administers the program and 5 percent for the Accounting Manager for accounting/audit related duties.

Appropriations/Program Variance Analysis

Table 13. Summary of Appropriation Levels for SAVSA

Item	FY 2013-14 Actual	FY 2014-15 Budget	FY 2015-16 Budget	FY 2014-15 Difference	Percent Change
Contribution to SAVSA Entities	\$1,125,638	\$1,143,000	\$1,084,600	(\$58,400)	-5.11%
Transfer to STA General Fund	\$33,956	\$34,000	\$34,000	—	—

Estimated Revenues and Appropriations

Table 14. Summary of Estimated Revenues and Appropriations for SAVSA

Estimated Revenues		Appropriations	
Beginning Fund Balance	\$17,660	SAVSA Allocations	\$1,084,060
Vehicle License Fees	\$1,100,000	STA General Fund	\$34,000
Interest	\$400	Estimated Ending Fund Balance	\$0
TOTAL	\$1,118,060	TOTAL	\$1,118,060

The SAVSA program is completely funded by the vehicle registration surcharge. Approximately 97 percent of the \$1,100,000 collected in fees is distributed to SAVSA entities to fund their abandoned vehicle programs. Distributions to entities are based 50% on population and 50% on the number of abatements performed during each calendar quarter. The remainder is used to reimburse STA for administrative services.



Operating Detail

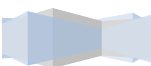
Table 15. Operating Detail for SAVSA for Fiscal Year 2015-16

Item	Amount
Beginning Fund Balance Available	\$17,660
Available Revenues	
Vehicle License Fees	1,100,000
Interest	400
Total Revenues	1,100,400
Total Estimated Available Funds	1,118,060
Appropriations	
<u>Contributions to SAVSA Entities</u>	
• County of Sacramento	360,000
• City of Sacramento	480,000
• City of Galt	14,000
• City of Folsom	30,000
• City of Isleton	—
• City of Elk Grove	40,000
• City of Citrus Heights	70,000
• City of Rancho Cordova	90,060
Total Contributions to SAVSA Entities	1,084,060
Total Appropriations	1,084,060
Transfer to STA General Fund (for SAVSA administration)	34,000
Estimated Ending Available Fund Balance	\$0



Account Descriptions

- **Fund Balance Available.** Funds remaining/unspent from the previous fiscal year, available to fund current year operations
- **Vehicle License Fees.** Anticipated revenue from the \$1 vehicle registration fee
- **Contributions to SAVSA Entities.** Estimated disbursements to the County of Sacramento and the Cities of Sacramento, Isleton, Folsom, Galt, Elk Grove, Rancho Cordova and Citrus Heights based 50% on their proportionate share of vehicle abatements and 50% on their relative population
- **Transfer to STA General Fund.** Reimbursement for 15 percent FTE Administrative Services Officer III for administering the SAVSA program and 5 percent FTE Accounting Manager for accounting/audit related costs



5. Appendix: Measure A Project & Program Allocations by Entity

City of Citrus Heights

The City of Citrus Heights FY 2015/16 Measure A On-Going Annual Program allocation will be expended for traffic control and safety, streetscaping, pedestrian and bike facilities, and street and road maintenance. There is no capital allocation for FY 2015/16.

Allocation Amounts—Measure A On-Going Annual Program

- Traffic Control and Safety\$176,761
- Safety, Streetscaping, Pedestrian & Bike Facilities\$240,336
- Street and Road Maintenance\$1,767,609

Total \$2,184,706

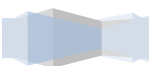
City of Elk Grove

The City of Elk Grove FY 2015/16 Measure A On-Going Annual Program allocation will be expended for traffic control and safety, streetscaping, pedestrian and bike facilities, and street and road maintenance. Currently, there are no Measure A capital projects for FY 2015/16.

Allocation Amounts—Measure A On-Going Annual Program

- Traffic Control and Safety\$354,708
- Safety, Streetscaping, Pedestrian and Bike Facilities\$482,284
- Street and Road Maintenance\$3,547,075

Total \$4,384,067



City of Folsom

The City of Folsom’s FY 2015/16 Measure A On-Going Annual Program allocation will be expended for traffic control and safety, streetscaping, pedestrian and bike facilities, and street and road maintenance. Currently, there are no Measure A capital projects for FY 2015/16.

Allocation Amounts—Measure A On-Going Annual Program

- Traffic Control and Safety\$172,928
- Safety, Streetscaping, Pedestrian & Bike Facilities.....\$235,124
- Street and Road Maintenance\$1,729,279

Total \$2,137,331

City of Galt

The City of Galt’s FY 2015/16 Measure A On Going Annual Program allocation will be expended for street and road maintenance and operations for a total of \$1,107,289. Currently, there are no Measure A capital projects for FY 2015/16.

Allocation Amounts—Measure A On-Going Annual Program

- Street and Road Maintenance\$1,107,289

Total \$1,107,289

City of Isleton

The City of Isleton’s FY 2015/16 Measure A On-Going Annual program allocation is \$44,292. The allocation amount is earmarked for street and road maintenance and operations. Currently, there are no Measure A capital projects for FY 2015/16.

Allocation Amounts—Measure A On-Going Annual Program

- Street and Road Maintenance\$44,292

Total \$44,292



City of Rancho Cordova

The City of Rancho Cordova FY 2015/16 Measure A On-Going Annual program allocation will be expended for traffic control and safety, streetscaping, pedestrian and bike facilities, and street and road maintenance. The FY 2015/16 capital allocation is \$200,000.

Allocation Amounts—Measure A On-Going Annual Program

- Traffic Control and Safety\$165,411
- Safety, Streetscaping, Pedestrian and Bike Facilities.....\$224,904
- Street and Road Maintenance\$1,654,111

Total \$2,044,426

Allocation Amounts—Measure A Capital Projects

- Sunrise Blvd: Gold Country - Jackson.....\$200,000

Total \$200,000

City of Sacramento

The City of Sacramento’s FY 2015/16 Measure A On-Going Annual Program allocation will be expended for traffic control and safety, streetscaping, pedestrian and bike facilities, and street and road maintenance. The FY 2015/16 capital allocation is \$500,000.

Allocation Amounts—Measure A On-Going Annual Program

- Traffic Control and Safety\$1,029,860
- Safety, Streetscaping, Pedestrian and Bike Facilities.....\$1,400,265
- Street and Road Maintenance \$10,298,596

Total \$12,728,721

Allocation Amounts—Measure A Capital Projects

- Richards Blvd / I-5\$500,000

Total \$500,000



County of Sacramento

The County of Sacramento’s FY 2015/16 Measure A On-Going Annual Program allocation will be expended for traffic control and safety, streetscaping, pedestrian and bike facilities, and street and road maintenance. The FY 2015/16 Measure A capital allocations are \$500,000 for Hazel Ave: US 50 – Folsom Blvd, \$500,000 for Hazel Ave: US50 – Madison Ave, \$750,000 for Madison Ave: Sunrise – Hazel Ave, and \$1,500,000 for South Watt/Elk Grove-Florin Rd: Folsom Blvd – Calvine Rd.

Allocation Amounts—Measure A On-Going Annual Program

- Traffic Control and Safety\$1,357,653
- Safety, Streetscaping, Pedestrian and Bike Facilities.....\$1,845,954
- Street and Road Maintenance \$13,576,527

Total \$16,780,134

Allocation Amounts—Measure A Capital Projects

- Hazel Ave: US 50 – Folsom Blvd\$500,000
- Hazel Ave: US 50 – Madison Ave\$500,000
- Madison Ave: Sunrise Blvd to Hazel Ave.....\$750,000
- South Watt / Elk Gove-Florin Rd: Folsom Blvd to Calvine.....\$1,500,000

Total \$3,250,000

Sacramento Metropolitan Air Quality Management District

The Sacramento Metropolitan Air Quality Management District's FY 2015/16 Measure A On-Going Annual program allocation is \$1,628,660 and will be expended for air quality monitoring, public education and mobile source programs.

Allocation Amounts—Measure A On-Going Annual Program

- Air Quality Monitoring, Planning, and Rule Development
- Public Education, Outreach and Information
- Mobile Source Programs

Total \$1,628,660



Paratransit, Inc.

Paratransit, Inc. is the designated Consolidated Transportation Services Agency (CTSA) for Sacramento County. The FY 2015/16 Measure A On-Going Annual Program allocation will be used to support the provision of Elderly and Handicapped Transportation (EHT) services in the urbanized portion of Sacramento County.

Allocation Amounts—Measure A On-Going Annual Program

- Operating Expenses\$3,800,206
- CTSA Set Aside\$1,085,773

Total \$4,885,979

Regional Transit

Regional Transit’s FY 2015/16 Measure A On-Going Annual Program allocation will be expended for operations support. There are no new capital allocations for FY 15/16.

Allocation Amounts—Measure A On-Going Annual Program

- Operating Support \$37,459,177

Total \$37,459,177

Sacramento County Regional Parks

The Sacramento County Regional Park's FY 2015/16 Measure A On-Going Annual Program allocation of \$1,000,000 will be expended for maintenance, operations, and improvements to the paved bikeway network within the county managed portion of the American River Parkway.

Allocation Amounts—Measure A On-Going Annual Program

Total \$1,000,000



Neighborhood Shuttle

The Neighborhood Shuttle program’s FY 2015/16 Measure A On-Going Annual Program allocation will be \$1,000,000.

Allocation Amounts—Measure A On-Going Annual Program

- Neighborhood Shuttle\$1,000,000
- \$1,000,000**

California Dept of Transportation (Caltrans)

The California Department of Transportation's (Caltrans) FY 2015/16 Measure A capital allocation for the US 50 Bus / Carpool Lanes is \$2,849,000.

Allocation Amounts—Measure A Capital Projects

- US 50 Bus / Carpool Lanes & Community Enhancement (II) (Watt – SR99)\$2,849,000
- Total \$2,849,000**

Connector JPA (Capital Southeast Connector Authority)

The Connector JPA's FY 2015/16 Measure A capital allocation is \$4,000,000.

Allocation Amounts—Measure A Capital Projects

- I-5 / SR99 US 50 Connector\$4,000,000
- Total \$4,000,000**

