



## **AGENDA**

Independent Taxpayer Oversight Committee (ITOC)

August 15, 2019 – 4:00 pm

700 H Street – Hearing Room 1 • Sacramento, California 95814

---

Voting Members:	Joan Borucki, Chair Robert Holderness Beth Tincher
Ex-Officio Members:	Joyce Renison (Sacramento County Auditor-Controller designee) Terri Kletzman (Board Chair designee) Norman Hom - STA Executive Director
Staff:	Tim Jones, STA

---

1. Call to order
2. Review and approve minutes from the July 18, 2019 meeting
3. Performance Audit Update – Crowe LLP
4. Financial Audit Kick Off – Crowe LLP
5. Review annual financial summary of the Measure A ongoing program
6. Review Capital Status Reports for the period ending June 30, 2019
7. Comments from the public

## Agenda Item #2

# Meeting Minutes

**To:** ITOC Committee Members  
**From:** Tim Jones, ITOC Staff  
**Re:** July 18, 2019 ITOC Meeting Minutes

---

### Attendees:

Joan Borucki – Chair, Beth Tincher, Robert Holderness – voting members

Joyce Renison, Terri Kletzman, and Norman Hom (absent) – ex-officio members

Meeting called to order at 4:00 pm and adjourned at 5:35 pm

### Agenda Item #2

- Reviewed and approved the June 20, 2019 meeting minutes

### Agenda Item #3

- Performance Audit Update by Jeff Jensen, Partner and Tim Canupp, Manager Crowe LLP
  - Field work about 80% complete
  - STA staff providing information in a timely manner
  - Expect to have draft report ready by August meeting
  - Expect to have final report ready by September meeting

### Agenda Item #4

- Townsend, Calkin, and Tapio's David Townsend, Principal and Bob Magnuson, Senior Advisor updated the committee on the timeline for completing tasks the firm is responsible for as part of its professional services contract with STA
  - Overall on schedule to complete all tasks in the timeframe of the contract which expires in December 2019
  - Billing for contract is running behind schedule because some tasks such as polling were planned for earlier this year, but the consultants believe the effort would be more useful later this year

## **Agenda Item #5**

- STA's staff updated the committee on bond program changes that are planned for completion in October 2019
  - Mode change – 2014A bonds directly purchased by Wells Fargo will be moved back to being publicly traded
  - Cost analysis estimates the savings to be about \$260,000 per year (\$1.3 million) over the next five years for a transaction that will cost approximately \$350,000
  - Issue RFP for remarketing agent services for the 2014A series bonds and leverage current rates to get better rates from the remarketing agents for the 2015A and 2009C bonds
  - Engage Sumitomo Bank to provide a standby line of credit facility for the 2014A bonds

## **Agenda Item #6**

- Staff did not provide outline for introduction to performance audit report due to time constraints

## **Agenda Item #7**

- Update on the Consolidated Transportation Services Agency (CTSA) fund balance

## **Agenda Item #8**

- No public members present

**SACRAMENTO TRANSPORTATION AUTHORITY  
MEASURE A ON-GOING PROGRAMS  
July 1, 2018 through June 30, 2019**

Program Category	July 1 2018	Allocations					Total Rev	Expenditures					Interest	June 30, 2019	June 30, 2018
		1st Qtr FY 2019	2nd Qtr FY 2019	3rd Qtr FY 2019	4th Qtr FY 2019	1st Qtr FY 2019		2nd Qtr FY 2019	3rd Qtr FY 2019	4th Qtr FY 2019	Total Exp				
Citrus Heights	Traffic Safety & Control	691,802	47,464	56,478	53,412	48,194	205,548	12,539	248,306	779	85,293	346,917	-	550,434	727,986
	Safety and Streetscaping	571,290	65,583	80,660	75,552	66,855	288,650	2,096	27,483	34,742	66,730	131,050	-	728,890	568,678
	Street & Road Maint	780,240	474,642	564,775	534,124	481,942	2,055,483	207,340	614,580	538,772	362,296	1,722,987	-	1,112,736	784,629
	<b>Total</b>	<b>2,081,293</b>	<b>587,689</b>	<b>701,913</b>	<b>663,088</b>	<b>596,991</b>	<b>2,549,681</b>	<b>221,974</b>	<b>890,369</b>	<b>574,292</b>	<b>514,319</b>	<b>2,200,954</b>	<b>-</b>	<b>2,430,020</b>	<b>2,081,293</b>
Elk Grove	Traffic Safety & Control	875,265	97,241	116,834	110,493	99,698	424,266	595,396	119,928	91,358	106,548	913,230	-	386,301	875,265
	Safety and Streetscaping	1,517,585	134,366	166,860	156,292	138,301	595,819	24,617	78,595	186,087	47,245	336,544	-	1,776,860	1,517,585
	Street & Road Maint	3,733,487	972,406	1,168,337	1,104,929	996,983	4,242,655	916,023	907,372	665,425	608,754	3,097,574	-	4,878,568	3,733,487
	<b>Total</b>	<b>6,126,337</b>	<b>1,204,013</b>	<b>1,452,031</b>	<b>1,371,714</b>	<b>1,234,982</b>	<b>5,262,740</b>	<b>1,536,036</b>	<b>1,105,895</b>	<b>942,870</b>	<b>762,547</b>	<b>4,347,348</b>	<b>-</b>	<b>7,041,729</b>	<b>6,126,337</b>
Folsom	Traffic Safety & Control	(11,029)	47,391	56,680	53,603	48,366	206,040	71,797	50,849	55,040	58,873	236,559	-	(41,548)	(11,029)
	Safety and Streetscaping	461,226	65,483	80,949	75,822	67,094	289,348	280,834	108,638	266,253	13,744	669,469	-	81,105	461,226
	Street & Road Maint	871,239	473,909	566,795	536,034	483,666	2,060,404	1,307,957	1,504,013	977,061	546,883	4,335,914	-	(1,404,271)	871,239
	<b>Total</b>	<b>1,321,436</b>	<b>586,783</b>	<b>704,424</b>	<b>665,459</b>	<b>599,126</b>	<b>2,555,792</b>	<b>1,660,588</b>	<b>1,663,500</b>	<b>1,298,354</b>	<b>619,500</b>	<b>5,241,942</b>	<b>-</b>	<b>(1,364,714)</b>	<b>1,321,436</b>
Rancho Cordova	Traffic Safety & Control	616,899	45,460	54,371	51,420	46,397	197,648	19,866	28,610	32,639	44,797	125,912	-	688,635	616,899
	Safety and Streetscaping	981,040	62,814	77,652	72,734	64,362	277,562	26,679	5,066	57,443	209,923	299,111	-	959,491	981,040
	Street & Road Maint	4,595,972	454,595	543,715	514,206	463,971	1,976,487	78,083	330,642	161,652	310,414	880,791	-	5,691,668	4,595,972
	<b>Total</b>	<b>6,193,911</b>	<b>562,869</b>	<b>675,738</b>	<b>638,360</b>	<b>574,730</b>	<b>2,451,697</b>	<b>124,628</b>	<b>364,318</b>	<b>251,734</b>	<b>565,134</b>	<b>1,305,814</b>	<b>-</b>	<b>7,339,794</b>	<b>6,193,911</b>
Sacramento	Traffic Safety & Control	3,429,956	277,150	332,395	314,355	283,644	1,207,544	167,378	626,111	131,476	384,656	1,309,621	-	3,327,879	3,429,956
	Safety and Streetscaping	3,780,260	382,960	474,720	444,654	393,469	1,695,803	(84,768)	424,298	188,195	343,566	871,291	-	4,604,772	3,780,260
	Street & Road Maint	3,179,126	2,771,499	3,323,948	3,143,550	2,836,441	12,075,438	1,540,489	5,528,967	2,719,487	2,489,317	12,278,260	-	2,976,304	3,179,126
	<b>Total</b>	<b>10,389,341</b>	<b>3,431,609</b>	<b>4,131,063</b>	<b>3,902,559</b>	<b>3,513,554</b>	<b>14,978,785</b>	<b>1,623,099</b>	<b>6,579,376</b>	<b>3,039,158</b>	<b>3,217,539</b>	<b>14,459,172</b>	<b>-</b>	<b>10,908,954</b>	<b>10,389,341</b>
County	Traffic Safety & Control	963,451	362,781	431,529	408,108	368,238	1,570,656	27,148	265,669	647,984	465,450	1,406,251	-	1,127,855	963,451
	Safety and Streetscaping	473,279	501,270	616,301	577,268	510,818	2,205,657	61,193	336,483	282,443	842,749	1,522,867	-	1,156,069	473,279
	Street & Road Maint	-	3,627,806	4,315,285	4,081,085	3,682,384	15,706,560	3,627,806	4,315,285	4,081,085	3,682,384	15,706,560	-	-	-
	<b>Total</b>	<b>1,436,730</b>	<b>4,491,857</b>	<b>5,363,115</b>	<b>5,066,461</b>	<b>4,561,440</b>	<b>19,482,873</b>	<b>3,716,147</b>	<b>4,917,437</b>	<b>5,011,512</b>	<b>4,990,582</b>	<b>18,635,679</b>	<b>-</b>	<b>2,283,924</b>	<b>1,436,730</b>
Isleton	Total Rev / Exp	16,473	11,924	14,225	13,459	12,154	51,761	6,172	12,795	13,715	30,683	63,364	-	4,869	16,473
Galt	Total Rev / Exp	3,009,262	298,095	355,627	336,463	303,840	1,294,025	191,950	91,750	17,372	21,104	322,176	-	3,981,112	3,009,262
SMAQMD	Total Rev / Exp	253,957	438,743	524,143	495,696	447,269	1,905,851	680,033	499,922	531,291	448,563	2,159,810	-	(2)	253,957
Paratransit	Total Rev / Exp	-	1,023,733	1,223,000	1,156,625	1,043,628	4,446,986	1,023,733	1,223,000	1,156,625	1,043,628	4,446,986	-	-	-
Sac Parks	Total Rev / Exp	-	250,001	249,999	250,000	250,000	1,000,000	150,462	143,642	101,393	299,288	694,785	-	305,215	(3)
SRTD	Total Rev / Exp	-	10,091,085	12,055,284	11,401,015	10,287,195	43,834,580	10,091,085	12,055,284	11,401,015	10,287,195	43,834,580	-	-	-
Neigh Shuttle	Total Rev / Exp	9,089,486	250,000	250,000	250,000	250,000	1,000,000	253,500	286,500	287,499	574,998	1,402,497	154,522	8,841,511	9,172,819
CTSA	Total Rev / Exp	9,086,839	292,495	349,429	330,464	298,180	1,270,568	-	-	-	-	-	158,840	10,516,247	9,188,850
<b>Total Activity</b>	<b>49,005,065</b>	<b>23,520,897</b>	<b>28,049,990</b>	<b>26,541,363</b>	<b>23,973,089</b>	<b>102,085,339</b>	<b>21,279,408</b>	<b>29,833,788</b>	<b>24,626,831</b>	<b>23,375,079</b>	<b>99,115,107</b>	<b>313,362</b>	<b>52,288,659</b>	<b>49,190,406</b>	



# Measure A Capital Projects Quarterly Status Report



## PROJECT INFO

Quarter Ended: **June 30, 2019** Fiscal Year: **2018/19** Reporting Quarter: **4**

Agency: **California Department of Transportation** Project Mgr: **Jim K Rogers**  
Contact Info: **916-826-6052**

Project Name: **US Highway 50 Bus & Carpool Lanes - phase 2**

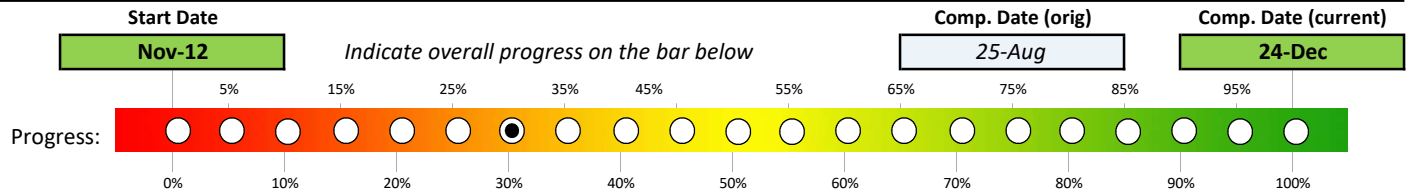
Sponsor Project ID Number: **03-3F360** STA Project ID Number: **A-47-CT**

Original Est. Project Cost: \$ **68,315,000.00** Current Est. Project Cost: \$ **147,480,000.00**

## MEASURE A FUNDING

Previous Contract(s) Amount:	\$	<b>15,945,604.00</b>	Projected Spending	1Q:	\$	<b>400,000.00</b>
Previous Contract(s) Spending:		<b>14,903,193.99</b>		2Q:	\$	<b>300,000.00</b>
Current Contract Amount:	\$	<b>12,500,000.00</b>		3Q:	\$	<b>200,000.00</b>
Expended This Quarter:	\$	<b>407,033.99</b>		4Q:	\$	<b>300,000.00</b>
Total Remaining:	\$	<b>13,135,376.02</b>	Measure A Funds Used for Local Match? <input checked="" type="checkbox"/> Yes <input type="checkbox"/> No			

## PROJECT STATUS



Current Status (as of last day of reporting quarter; check only one):

- Not Started
- Pending or On-Hold
- Design and/or Engineering
- Right-of-Way Acquisition
- Environmental Review
- Planning/Financing/Approval
- Bidding and/or Contracting
- Under Construction
- Completed

### Explanation of Activities this Quarter and Additional Notes

Caltrans District 3 successfully competed and received State funding from the SB1 Gas/Diesel Tax programs under the Solutions for Congested Corridor Program for construction of this HOV Lanes project last year. The project has been selected for an innovative delivery method of Design-Build instead of traditional Caltrans delivery method of Design-Bid-Build. This will expedite delivery of the project to the travelling public. The HOV lanes project has been combined with the US 50 Rehabilitation project that has already been funded by State Highway Operation and Protection Program (SHOPP). The combined project documents are being prepared for FHWA review. It is expected to be advertised for Design-Build contract in August 2019.

- Contract document preparation is being finalized.
- Right of Way and Construction Easement acquisition work is nearing completion.
- Coordination continued with Union Pacific Rail Road and Sacramento Regional Transit to relocate the utility conflicts identified in this project.
- Coordination continued with City of Sacramento on sewer line relocation.
- Coordination with utility owners to relocate or avoid impacts to lines near the work areas.

# Measure A Capital Projects Quarterly Status Report



## PROJECT INFO

Quarter Ended: **June 30, 2019** Fiscal Year: **2018/19** Reporting Quarter: **4**

Agency: **California Department of Transportation** Project Mgr: **Jess Avila**  
Contact Info: **530-741-4533**

Project Name: **Interstate 5 Bus & Carpool Lanes**

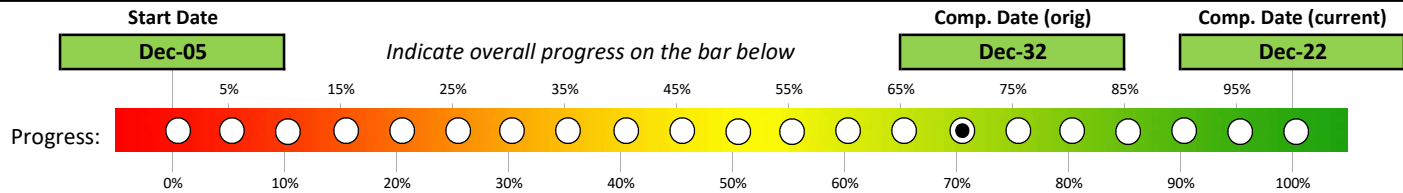
Sponsor Project ID Number: **03-3C000 and 03-3C001** STA Project ID Number: **A-45-CT**

Original Est. Project Cost: \$ **188,479,000.00** Current Est. Project Cost: \$ **125,530,000.00**

## MEASURE A FUNDING

Previous Contract(s) Amount:	\$	<b>3,185,454.00</b>	Projected Spending	1Q:	\$	
Previous Contract(s) Spending:	\$	<b>3,185,454.00</b>		2Q:	\$	<b>1,700,000.00</b>
Current Contract Amount:	\$	<b>30,000,000.00</b>		3Q:	\$	<b>1,700,000.00</b>
Expended This Quarter:	\$	-		4Q:	\$	<b>1,700,000.00</b>
Total Remaining:	\$	<b>30,000,000.00</b>	Measure A Funds Used for Local Match? <input checked="" type="checkbox"/> Yes <input type="checkbox"/> No			

## PROJECT STATUS



Current Status (as of last day of reporting quarter; check only one):

- Not Started
- Pending or On-Hold
- Design and/or Engineering
- Right-of-Way Acquisition
- Environmental Review
- Planning/Financing/Approval
- Bidding and/or Contracting
- Under Construction
- Completed

### Explanation of Activities this Quarter and Additional Notes

The project was awarded to Nor-Cal Paving JV on May 1st and the contract approved on May 31, 2019. Field construction is anticipated to begin July 29th. A groundbreaking ceremony occurred on July 30th.

# Measure A Capital Projects Quarterly Status Report



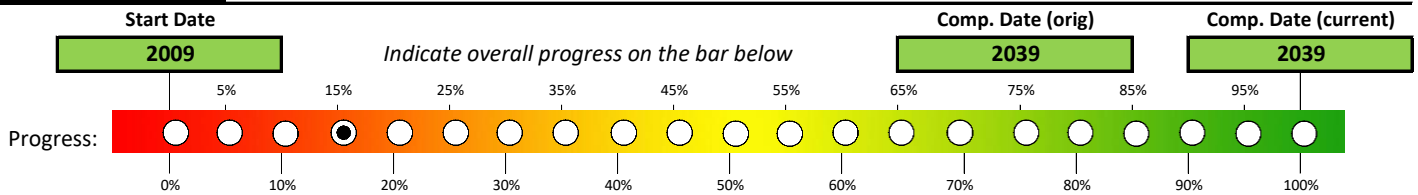
## PROJECT INFO

Quarter Ended:	June 30, 2019	Fiscal Year:	2018-19	Reporting Quarter:	4
Agency:	Capital SouthEast Connector	Project Mgr:	Derek Minnema		
		Contact Info:	<a href="mailto:minnemad@saccounty.net">minnemad@saccounty.net</a>		
Project Name:	Capital SouthEast Connector				
Sponsor Project ID Number:	N/A	STA Project ID Number:	A-16-JP		
Original Est. Project Cost:	\$ 1,006,014,000	Current Est. Project Cost:	\$ 588,190,000		

## MEASURE A FUNDING

Previous Contract(s) Amount:	\$ 12,788,762.00	Projected Spending	1Q:	\$ 3,055,000
Previous Contract(s) Spending:	\$ 12,788,762.00		2Q:	\$ 925,000
Current Contract Amount:	\$ 25,640,000.00		3Q:	\$ 925,000
Current Contract Spending:	\$ 15,171,170.99		4Q:	\$ 925,000
Expended This Quarter:	1,357,744.22	Measure A Funds Used for Local Match? <input checked="" type="checkbox"/> Yes <input type="checkbox"/> No		
Total Remaining:	9,111,084.79			

## PROJECT STATUS



Current Status (as of last day of reporting quarter; check only one):

- |  |   |   |
|--|---|---|
| <input type="checkbox"/> Not Started               | <input type="checkbox"/> Right-of-Way Acquisition               | <input type="checkbox"/> Bidding and/or Contracting |
| <input type="checkbox"/> Pending or On-Hold        | <input type="checkbox"/> Environmental Review                   | <input type="checkbox"/> Under Construction         |
| <input type="checkbox"/> Design and/or Engineering | <input checked="" type="checkbox"/> Planning/Financing/Approval | <input type="checkbox"/> Completed                  |

Explanation of Activities this Quarter and Additional Notes

### Explanation of activities during the 4th Qtr.:

- **Segment A:** Coordination w/ Caltrans and the City of Elk Grove. Continued work on the Environmental Assessment and associated technical studies pursuant to NEPA.
- **Segment B:** Coordination w/ the City of Elk Grove on design and continued work on right of way acquisitions.
- **Segment C:** Coordination w/ the City of Elk Grove on conceptual intersection designs and traffic study work for various intersections along the alignment.
- **Segment D2:** Coordination w/ Caltrans to address comments and finalize the Environmental Assessment pursuant to NEPA.
- **Segment D3/ E1:** Right of way acquisition activities and preparation of the final construction documents for Segments D3 and E1 is ongoing.
- **Financials and Funding:** Prepared FY 2019-200 Connector JPA budget and obtained Board approval. Continued work with the CTC to provide required reporting documentation concerning all the Connector projects funded by SB 1. Prepared and a grant application for construction funding through the Federal Better Utilizing Investments to Leverage Developments (BUILD) Program.

# Measure A Capital Projects Quarterly Status Report



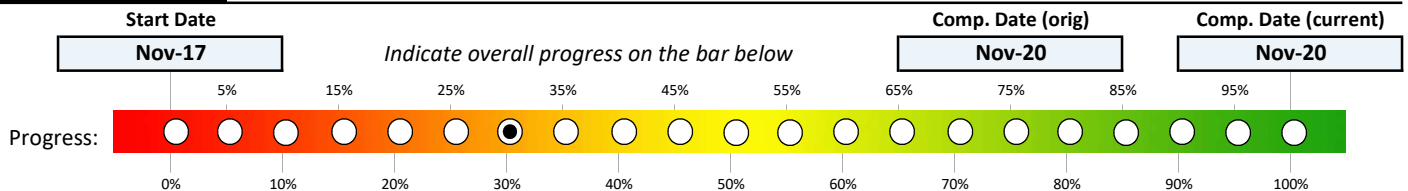
## PROJECT INFO

Quarter Ended:	<b>June 30, 2019</b>	Fiscal Year:	<b>2018/19</b>	Reporting Quarter:	<b>4</b>
Agency:	<b>County of Sacramento</b>	Project Mgr:	<b>Stan Sorensen</b>		
		Contact Info:	<b>(916) 874-2816</b>		
Project Name:	<b>Folsom Blvd. Watt Ave. to Bradshaw Road</b>				
Sponsor Project ID Number:	<b>RFODGE</b>	STA Project ID Number:	<b>A-13-SC</b>		
Original Est. Project Cost:	\$ <b>40,698,159.00</b>	Current Est. Project Cost:	\$ <b>40,698,159.00</b>		

## MEASURE A FUNDING

Previous Contract(s) Amount:	\$ -	Projected Spending	1Q:	\$ 65,000.00
Previous Contract(s) Spending:	\$ -		2Q:	\$ 65,000.00
Current Contract Amount:	\$ 1,303,000.00		3Q:	\$ 65,000.00
Current Contract Spending:	\$ 160,661.45		4Q:	\$ 50,000.00
Expended This Quarter:	\$ 84.64	Measure A Funds Used for Local Match? <input checked="" type="checkbox"/> Yes <input type="checkbox"/> No		
Total Remaining:	\$ 1,142,253.91			

## PROJECT STATUS



Current Status (as of last day of reporting quarter; check only one):

- |  |  |   |
|--|--|---|
| <input type="checkbox"/> Not Started               | <input checked="" type="checkbox"/> Right-of-Way Acquisition | <input type="checkbox"/> Bidding and/or Contracting |
| <input type="checkbox"/> Pending or On-Hold        | <input type="checkbox"/> Environmental Review                | <input type="checkbox"/> Under Construction         |
| <input type="checkbox"/> Design and/or Engineering | <input type="checkbox"/> Planning/Financing/Approval         | <input type="checkbox"/> Completed                  |

### Explanation of Activities this Quarter and Additional Notes

The California Environmental Quality Act (CEQA) approval for the Mayhew Road to Bradshaw Road segment on Folsom Boulevard was issued in January 2019. The project is currently in the right-of-way and final design phases of work for a Phase 1 complete streets improvement project. All right of way acquisitions will involve and will be required from Sacramento Regional Transit (SacRT). The County is currently in discussions and negotiations regarding right of way with SacRT. Construction is currently scheduled to begin in spring of 2020.

# Measure A Capital Projects Quarterly Status Report



## PROJECT INFO

Quarter Ended: **June 30, 2019** Fiscal Year: **2018/19** Reporting Quarter: **4**

Agency: **County of Sacramento** Project Mgr: **Melissa Wright, Senior Civil Engineer**  
Contact Info: **(916) 874-6291**

Project Name: **Greenback Lane Phase I - Fair Oaks Blvd. to Main Street**

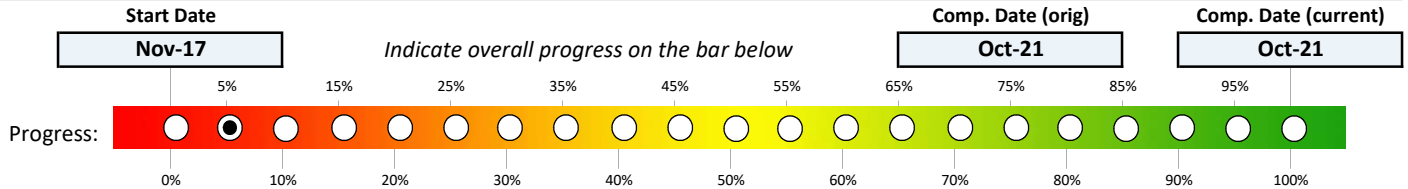
Sponsor Project ID Number: **STOXEB** STA Project ID Number: **A-17-SC**

Original Est. Project Cost: \$ **41,716,000.00** Current Est. Project Cost: \$ **41,716,000.00**

## MEASURE A FUNDING

Previous Contract(s) Amount:	\$	<b>116,829.91</b>	Projected Spending	1Q:	\$	<b>50,000.00</b>
Previous Contract(s) Spending:	\$	<b>116,829.91</b>		2Q:	\$	<b>50,000.00</b>
Current Contract Amount:	\$	<b>2,900,000.00</b>		3Q:	\$	<b>50,000.00</b>
Current Contract Spending:	\$	<b>24,621.29</b>		4Q:	\$	<b>50,000.00</b>
Expended This Quarter:	\$	<b>255.98</b>		Measure A Funds Used for Local Match? <input type="checkbox"/> Yes <input checked="" type="checkbox"/> No		
Total Remaining:	\$	<b>2,875,122.73</b>				

## PROJECT STATUS



Current Status (as of last day of reporting quarter; check only one):

- |  |  |   |
|--|--|---|
| <input type="checkbox"/> Not Started               | <input type="checkbox"/> Right-of-Way Acquisition        | <input type="checkbox"/> Bidding and/or Contracting |
| <input type="checkbox"/> Pending or On-Hold        | <input checked="" type="checkbox"/> Environmental Review | <input type="checkbox"/> Under Construction         |
| <input type="checkbox"/> Design and/or Engineering | <input type="checkbox"/> Planning/Financing/Approval     | <input type="checkbox"/> Completed                  |

### Explanation of Activities this Quarter and Additional Notes

Prepared preliminary alignment plans for intersection improvements at Greenback Lane and Chestnut Avenue and for a roadway segment on Greenback Lane from Main Avenue to the Folsom City Limits.

Public outreach and community input on the proposed alignment will be solicited through public meetings and coordination with the Greenback Lane Orangevale Envisions (GLOVE) community group. This effort is expected to resume in late 2019.

# Measure A Capital Projects Quarterly Status Report



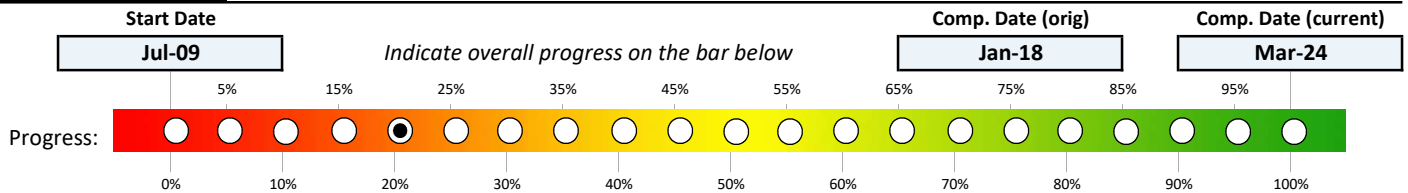
## PROJECT INFO

Quarter Ended:	<b>June 30, 2019</b>	Fiscal Year:	<b>2018/19</b>	Reporting Quarter:	<b>4</b>
Agency:	<b>County of Sacramento</b>	Project Mgr:	<b>Tim Stevens, Senior Civil Engineer</b>		
		Contact Info:	<b>(916) 874-6291</b>		
Project Name:	<b>Hazel Avenue Improvements – US Highway 50 to Folsom Blvd</b>				
Sponsor Project ID Number:	<b>STRL41</b>	STA Project ID Number:	<b>A-23-SC</b>		
Original Est. Project Cost:	\$ <b>61,268,182.00</b>	Current Est. Project Cost:	\$ <b>82,735,257.00</b>		

## MEASURE A FUNDING

Previous Contract(s) Amount:	\$ <b>1,679,031.22</b>	Projected Spending	1Q:	\$ <b>75,000.00</b>
Previous Contract(s) Spending:	\$ <b>1,679,031.22</b>		2Q:	\$ <b>75,000.00</b>
Current Contract Amount:	\$ <b>10,750,000.00</b>		3Q:	\$ <b>75,000.00</b>
Current Contract Spending:	\$ <b>91,738.35</b>		4Q:	\$ <b>75,000.00</b>
Expended This Quarter:	\$ <b>43,825.69</b>	Measure A Funds Used for Local Match? <input type="checkbox"/> Yes <input checked="" type="checkbox"/> No		
Total Remaining:	\$ <b>10,614,435.96</b>			

## PROJECT STATUS



Current Status (as of last day of reporting quarter; check only one):

- |  |  |   |
|--|--|---|
| <input type="checkbox"/> Not Started               | <input type="checkbox"/> Right-of-Way Acquisition        | <input type="checkbox"/> Bidding and/or Contracting |
| <input type="checkbox"/> Pending or On-Hold        | <input checked="" type="checkbox"/> Environmental Review | <input type="checkbox"/> Under Construction         |
| <input type="checkbox"/> Design and/or Engineering | <input type="checkbox"/> Planning/Financing/Approval     | <input type="checkbox"/> Completed                  |

### Explanation of Activities this Quarter and Additional Notes

The following Technical Studies were submitted to Caltrans for environmental review:

- Revised Air Quality Study Report-Approved 9/6/2017
- Revised Natural Environment Study-Submitted 5/16/2018
- Visual Impact Assessment-Signature page revisions re-submitted 1/22/2017
- Requested revisions to Biological Assessment (BA) are made and submitted BA to Caltrans week of 1/21/2019
- Fact Sheets for the project were approved on 12/17/2018.

In addition to these Technical Studies, SacDOT submitted final revisions to the Historic Property Survey Report/Archaeological Survey Report with the current Native American consultation updates on 6/11/2018.

Sacramento County is acting as the California Environmental Quality Act (CEQA) local lead agency in preparing a joint Environmental Impact Report/Environmental Assessment (EIR/EA) to analyze the environmental affects of the Project, located along US Highway 50 at Hazel Avenue. The federal lead agency in the National Environmental Policy Act (NEPA) document preparation, through delegated authority from the Federal Highway Administration, is the California Department of Transportation (Caltrans). The draft CEQA document is scheduled for submittal to Caltrans in August 2019 with public release expected in fall 2019.

# Measure A Capital Projects Quarterly Status Report



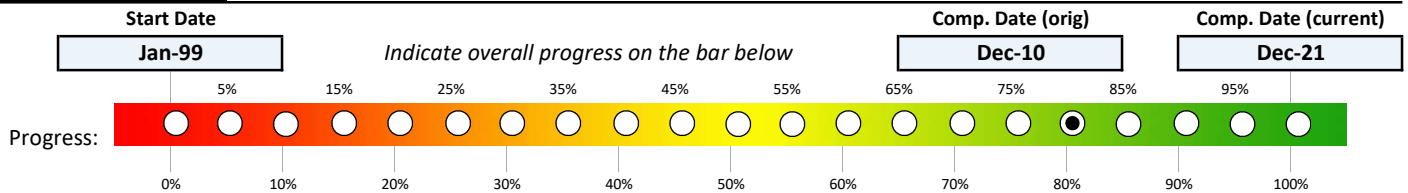
## PROJECT INFO

Quarter Ended:	<b>June 30, 2019</b>	Fiscal Year:	<b>2018/19</b>	Reporting Quarter:	<b>4</b>
Agency:	<b>County of Sacramento</b>	Project Mgr:	<b>Tim Stevens, Senior Civil Engineer</b>		
		Contact Info:	<b>(916) 874-6291</b>		
Project Name:	<b>Hazel Avenue Improvements, Phase 1 – US Highway 50 to Madison Avenue</b>				
Sponsor Project ID Number:	<b>ST0XCC;ST0XCJ;DV2L43;STRL43</b>	STA Project ID Number:	<b>A-21-SC</b>		
Original Est. Project Cost:	\$ <b>79,292,680.00</b>	Current Est. Project Cost:	\$ <b>110,000,000.00</b>		

## MEASURE A FUNDING

Previous Contract(s) Amount:	\$ <b>33,999,043.75</b>	Projected Spending	1Q:	\$	<b>250,000.00</b>
Previous Contract(s) Spending:	\$ <b>33,999,043.75</b>		2Q:	\$	<b>250,000.00</b>
Current Contract Amount:	\$ <b>6,900,000.00</b>		3Q:	\$	<b>250,000.00</b>
Current Contract Spending:	\$ <b>761,604.71</b>		4Q:	\$	<b>250,000.00</b>
Expended This Quarter:	\$ <b>190,397.48</b>	Measure A Funds Used for Local Match? <input checked="" type="checkbox"/> Yes <input type="checkbox"/> No			
Total Remaining:	\$ <b>5,947,997.81</b>				

## PROJECT STATUS



Current Status (as of last day of reporting quarter; check only one):

- |  |  |   |
|--|--|---|
| <input type="checkbox"/> Not Started               | <input checked="" type="checkbox"/> Right-of-Way Acquisition | <input type="checkbox"/> Bidding and/or Contracting |
| <input type="checkbox"/> Pending or On-Hold        | <input type="checkbox"/> Environmental Review                | <input type="checkbox"/> Under Construction         |
| <input type="checkbox"/> Design and/or Engineering | <input type="checkbox"/> Planning/Financing/Approval         | <input type="checkbox"/> Completed                  |

### Explanation of Activities this Quarter and Additional Notes

Hazel Avenue Widening Phase 1, US 50 to Curragh Downs Drive: Construction completed in Spring 2011.  
(Current Status: Completed)

Hazel Avenue Widening Phase 2, Curragh Downs Drive to Sunset Avenue: Construction Completed in July 2018.  
(Current Status: Completed)

Hazel Avenue Widening Phase 3, Sunset Avenue to Madison Avenue: The Phase 3 project is currently in the right-of-way acquisition and final design phases of work. Right of way acquisition is complete on 31 of 33 parcels for the Phase 3 project. Eminent Domain process is underway and should result in possession in November 2019. Once we have possession of the two remaining parcels, we will complete the right of way certification and submit the request for authorization to proceed with construction to Caltrans for authorization of federal funds. The project would then bid this winter and construction would begin in April 2020.

# Measure A Capital Projects Quarterly Status Report



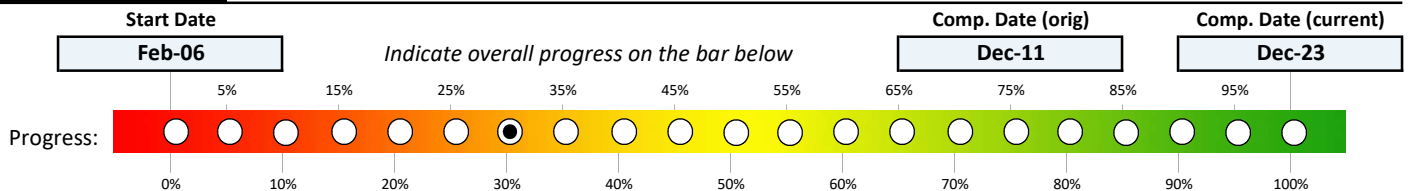
## PROJECT INFO

Quarter Ended:	<b>June 30, 2019</b>	Fiscal Year:	<b>2018/19</b>	Reporting Quarter:	<b>4</b>
Agency:	<b>County of Sacramento</b>	Project Mgr:	<b>Melissa Wright, Senior Civil Engineer</b>		
		Contact Info:	<b>(916)874-6291</b>		
Project Name:	<b>Madison Avenue Improvements, Phase 1 – Sunrise Blvd to Hazel Avenue</b>				
Sponsor Project ID Number:	<b>STOXAG</b>	STA Project ID Number:	<b>A-24-SC</b>		
Original Est. Project Cost:	\$ <b>19,929,143.00</b>	Current Est. Project Cost:	\$ <b>28,872,280.00</b>		

## MEASURE A FUNDING

Previous Contract(s) Amount:	\$ <b>1,280,274.94</b>	Projected Spending	1Q:	\$ <b>50,000.00</b>
Previous Contract(s) Spending:	\$ <b>1,280,274.94</b>		2Q:	\$ <b>50,000.00</b>
Current Contract Amount:	\$ <b>3,000,000.00</b>		3Q:	\$ <b>50,000.00</b>
Current Contract Spending:	\$ <b>94,899.79</b>		4Q:	\$ <b>50,000.00</b>
Expended This Quarter:	\$ <b>40,607.42</b>	Measure A Funds Used for Local Match? <input type="checkbox"/> Yes <input checked="" type="checkbox"/> No		
Total Remaining:	\$ <b>2,864,492.79</b>			

## PROJECT STATUS



Current Status (as of last day of reporting quarter; check only one):

- |  |  |   |
|--|--|---|
| <input type="checkbox"/> Not Started               | <input type="checkbox"/> Right-of-Way Acquisition        | <input type="checkbox"/> Bidding and/or Contracting |
| <input type="checkbox"/> Pending or On-Hold        | <input checked="" type="checkbox"/> Environmental Review | <input type="checkbox"/> Under Construction         |
| <input type="checkbox"/> Design and/or Engineering | <input type="checkbox"/> Planning/Financing/Approval     | <input type="checkbox"/> Completed                  |

### Explanation of Activities this Quarter and Additional Notes

The project is currently in the environmental review stage for the hybrid alternative. The hybrid alternative consists of widening Madison Avenue to six lanes with some portions of Madison Avenue remaining at four lanes. This alternative is the preferred alternative due to less right-of-way and tree impacts than associated with the six lane project. The traffic study for the hybrid has been completed.

A public outreach and community input process will be conducted as the environmental review stage continues. This public outreach process is expected to move forward in late 2019.



# Measure A Capital Projects Quarterly Status Report



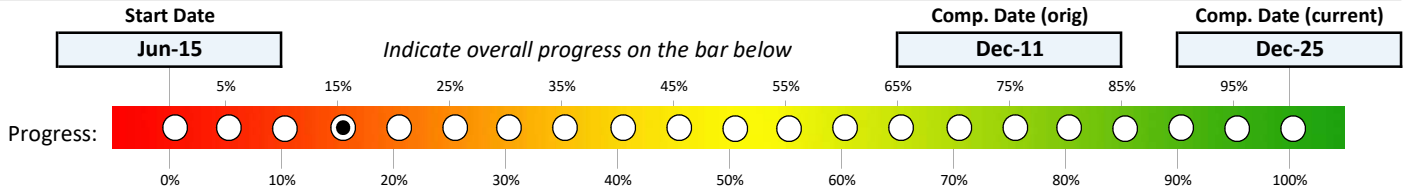
## PROJECT INFO

Quarter Ended:	<b>June 30, 2019</b>	Fiscal Year:	<b>2018/19</b>	Reporting Quarter:	<b>4</b>
Agency:	<b>County of Sacramento</b>	Project Mgr:	<b>Tim Stevens, Senior Civil Engineer</b>		
		Contact Info:	<b>(916) 874-6291</b>		
Project Name:	<b>South Watt Avenue/Elk Grove-Florin Road Improvements, Phase 1 – Florin Road to State Route 16</b>				
Sponsor Project ID Number:	<b>STOXDG</b>	STA Project ID Number:	<b>A-27-SC</b>		
Original Est. Project Cost:	\$ <b>10,873,412.00</b>	Current Est. Project Cost:	\$ <b>30,182,360.00</b>		

## MEASURE A FUNDING

Previous Contract(s) Amount:	\$	<b>3,159,720.99</b>	Projected Spending	1Q:	\$	<b>125,000.00</b>
Previous Contract(s) Spending:	\$	<b>3,159,720.99</b>		2Q:	\$	<b>125,000.00</b>
Current Contract Amount:	\$	<b>7,030,000.00</b>		3Q:	\$	<b>125,000.00</b>
Current Contract Spending:	\$	<b>135,440.19</b>		4Q:	\$	<b>125,000.00</b>
Expended This Quarter:	\$	<b>28,467.28</b>	Measure A Funds Used for Local Match? <input type="checkbox"/> Yes <input checked="" type="checkbox"/> No			
Total Remaining:	\$	<b>6,866,092.53</b>				

## PROJECT STATUS



Current Status (as of last day of reporting quarter; check only one):

- |   |  |   |
|---|--|---|
| <input type="checkbox"/> Not Started                          | <input type="checkbox"/> Right-of-Way Acquisition    | <input type="checkbox"/> Bidding and/or Contracting |
| <input type="checkbox"/> Pending or On-Hold                   | <input type="checkbox"/> Environmental Review        | <input type="checkbox"/> Under Construction         |
| <input checked="" type="checkbox"/> Design and/or Engineering | <input type="checkbox"/> Planning/Financing/Approval | <input type="checkbox"/> Completed                  |

### Explanation of Activities this Quarter and Additional Notes

The project is currently in the preliminary phase of work. Roadway base survey is complete, a preliminary striping plan layout has been prepared, and coordination with utilities and affected agencies is underway to determine potential utility conflicts. Environmental review will be initiated by the end of the year. The Request For Proposal (RFP) process is complete and the County has selected a consultant. The contract is expected to be approved by the Board of Supervisors in September 2019.

# Measure A Capital Projects Quarterly Status Report



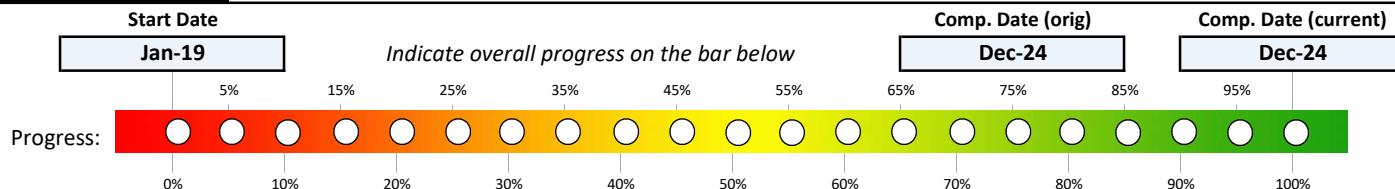
## PROJECT INFO

Quarter Ended:	<b>June 30, 2019</b>	Fiscal Year:	<b>2018/19</b>	Reporting Quarter:	<b>4</b>
Agency:	<b>County of Sacramento</b>	Project Mgr:	<b>Rick Carter</b>		
		Contact Info:	<b>(916) 874-5205</b>		
Project Name:	<b>Sunrise Blvd. Jackson Road to Grant Line Road</b>				
Sponsor Project ID Number:	<b>Not Assigned</b>	STA Project ID Number:	<b>A-31-SC</b>		
Original Est. Project Cost:	\$ <b>79,763,000.00</b>	Current Est. Project Cost:	\$ <b>79,763,000.00</b>		

## MEASURE A FUNDING

Previous Contract(s) Amount:	\$ -	Projected Spending	1Q:	\$	<b>20,000.00</b>
Previous Contract(s) Spending:	\$ -		2Q:	\$	<b>20,000.00</b>
Current Contract Amount:	\$ <b>2,400,000.00</b>		3Q:	\$	<b>20,000.00</b>
Current Contract Spending:	\$ -		4Q:	\$	<b>20,000.00</b>
Expended This Quarter:	\$ -				
Total Remaining:	\$ <b>2,400,000.00</b>				
				Measure A Funds Used for Local Match? <input type="checkbox"/> Yes <input checked="" type="checkbox"/> No	

## PROJECT STATUS



Current Status (as of last day of reporting quarter; check only one):

- |  |  |   |
|--|--|---|
| <input checked="" type="checkbox"/> Not Started    | <input type="checkbox"/> Right-of-Way Acquisition    | <input type="checkbox"/> Bidding and/or Contracting |
| <input type="checkbox"/> Pending or On-Hold        | <input type="checkbox"/> Environmental Review        | <input type="checkbox"/> Under Construction         |
| <input type="checkbox"/> Design and/or Engineering | <input type="checkbox"/> Planning/Financing/Approval | <input type="checkbox"/> Completed                  |

### Explanation of Activities this Quarter and Additional Notes

Possible construction for a Phase 1 Project at the intersection of Jackson Road at Sunrise Boulevard. This Phase 1 Project proposes to improve the existing intersection by adding capacity and improving operational efficiency. The Phase 1 Project will require coordination with the City of Rancho Cordova, Cordova Hills Development, and the Jackson Corridor Plan. The tentative completion date shown in the "Project Status" section of this report is for the Phase 1 Project.

# Measure A Capital Projects Quarterly Status Report



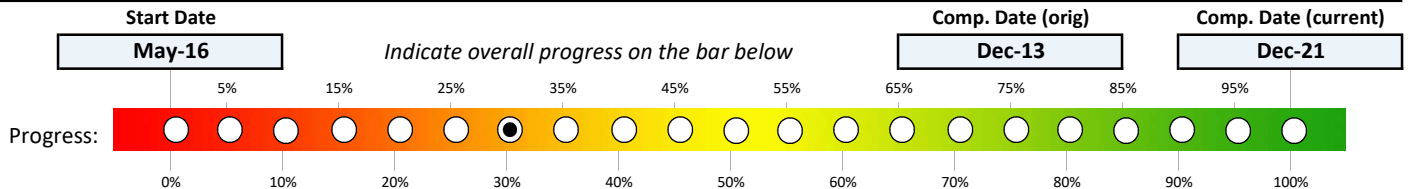
## PROJECT INFO

Quarter Ended:	<b>June 30, 2019</b>	Fiscal Year:	<b>2018/19</b>	Reporting Quarter:	<b>4</b>
Agency:	<b>County of Sacramento</b>	Project Mgr:	<b>Melissa Wright, Senior Civil Engineer</b>		
		Contact Info:	<b>(916) 874-6291</b>		
Project Name:	<b>Watt Avenue Improvements – Antelope Road to Business Interstate 80</b>				
Sponsor Project ID Number:	<b>STOXdN</b>	STA Project ID Number:	<b>A-37-SC</b>		
Original Est. Project Cost:	\$ <b>40,825,817.00</b>	Current Est. Project Cost:	\$ <b>40,825,817.00</b>		

## MEASURE A FUNDING

Previous Contract(s) Amount:	\$ <b>263,377.50</b>	Projected Spending	1Q:	\$	<b>40,000.00</b>
Previous Contract(s) Spending:	\$ <b>263,377.50</b>		2Q:	\$	<b>40,000.00</b>
Current Contract Amount:	\$ <b>3,345,000.00</b>		3Q:	\$	<b>150,000.00</b>
Current Contract Spending:	\$ <b>21,305.16</b>		4Q:	\$	<b>100,000.00</b>
Expended This Quarter:	\$ <b>43,166.69</b>				
Total Remaining:	\$ <b>3,280,528.15</b>				
				Measure A Funds Used for Local Match? <input checked="" type="checkbox"/> Yes <input type="checkbox"/> No	

## PROJECT STATUS



Current Status (as of last day of reporting quarter; check only one):

- |  |  |   |
|--|--|---|
| <input type="checkbox"/> Not Started               | <input checked="" type="checkbox"/> Right-of-Way Acquisition | <input type="checkbox"/> Bidding and/or Contracting |
| <input type="checkbox"/> Pending or On-Hold        | <input type="checkbox"/> Environmental Review                | <input type="checkbox"/> Under Construction         |
| <input type="checkbox"/> Design and/or Engineering | <input type="checkbox"/> Planning/Financing/Approval         | <input type="checkbox"/> Completed                  |

### Explanation of Activities this Quarter and Additional Notes

Project improvements on this corridor are for a segment of Watt Avenue from Interstate 80 to Roseville Road. The preliminary design for this project will evaluate and coordinate a preferred alternative for a complete streets concept that will include sidewalk infill, Americans With Disabilities Act (ADA) improvements (curb ramps and bus stops), Class II bike lanes, and streetscape enhancements.

The California Environmental Quality Act (CEQA document-Mitigated Negative Declaration) was found to be adequate and complete by the Sacramento County Board of Supervisors on September 25, 2018. With additional federal funding to be received for this project, scope has been added, which will require the previously approved CEQA document to be amended. The process to amend the CEQA document has started. Preparation of the National Environmental Policy Act (NEPA) federal environmental document has also begun. Once CEQA is amended and NEPA approved, the right-of-way activities are tentatively scheduled to move forward in late 2019.

# Measure A Capital Projects Quarterly Status Report



## PROJECT INFO

Quarter Ended: **June 30, 2019**      Fiscal Year: **2018/19**      Reporting Quarter: **4**

Agency: **City of Rancho Cordova**      Project Mgr: **Edgar Medina**  
 Contact Info: [emedina@cityofranhocordova.org](mailto:emedina@cityofranhocordova.org)

Project Name: **Folsom Blvd Improvements – Bradshaw Road to Sunrise Blvd**

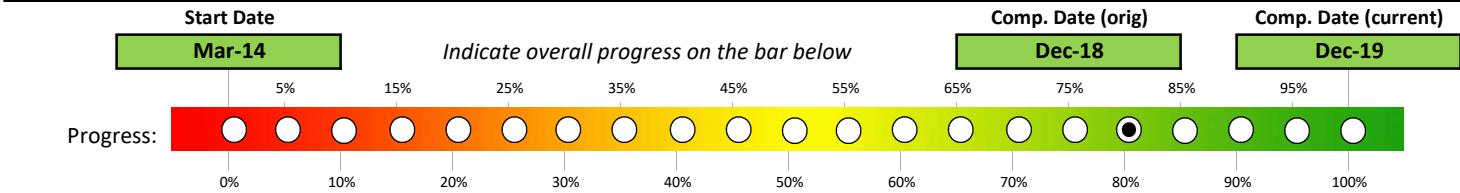
Sponsor Project ID Number:       STA Project ID Number: **A-14-RC**

Original Est. Project Cost: \$ **10,155,200.00**      Current Est. Project Cost: \$ **13,129,135.00**

## MEASURE A FUNDING

Previous Contract(s) Amount:	\$	<b>5,928,000.00</b>	Projected Spending	1Q:	\$	<b>700,000.00</b>
Previous Contract(s) Spending:	\$	<b>4,668,254.98</b>		2Q:	\$	<b>200,000.00</b>
Current Contract Amount:	\$	<b>5,466,095.60</b>		3Q:	\$	<b>500,000.00</b>
Current Contract Spending:	\$	<b>2,202,762.28</b>		4Q:	\$	<b>200,000.00</b>
Expended This Quarter:	\$	<b>386,581.12</b>	Measure A Funds Used for Local Match? <input checked="" type="checkbox"/> Yes <input type="checkbox"/> No			
Total Remaining:	\$	<b>4,136,497.22</b>				

## PROJECT STATUS



Current Status (as of last day of reporting quarter; check only one):

- Not Started
- Pending or On-Hold
- Design and/or Engineering
- Right-of-Way Acquisition
- Environmental Review
- Planning/Financing/Approval
- Bidding and/or Contracting
- Under Construction
- Completed

### Explanation of Activities this Quarter and Additional Notes

Folsom IV: This phase of the project is currently under construction. We anticipate construction will be substantially complete during Q1 of FY19-20.

Folsom V: The City recently received a federal authorization for the construction phase of this project. The city anticipates the construction contract will be advertised and awarded during Q1 of FY19-20.

# Measure A Capital Projects Quarterly Status Report



## PROJECT INFO

Quarter Ended: **June 30, 2019** Fiscal Year: **2018/19** Reporting Quarter: **4**

Agency: **City of Sacramento** Project Mgr: **Greg Taylor, Supervising Architect**  
Contact Info: **916-808-5268**

Project Name: **Downtown Intermodal Facility**

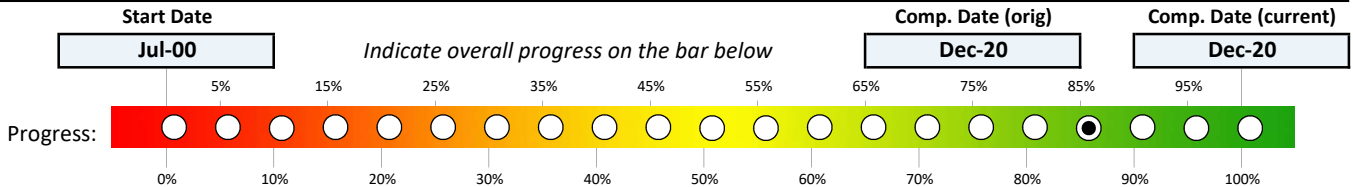
Sponsor Project ID Number: **T15029000** STA Project ID Number: **A-38-CS**

Original Est. Project Cost: \$ **200,000,000.00** Current Est. Project Cost: \$ **200,000,000.00**

## MEASURE A FUNDING

Previous Contract(s) Amount:	\$	<b>70,272,500.00</b>	Projected Spending	1Q:	\$	<b>100,000.00</b>
Previous Contract(s) Spending:	\$	<b>70,272,500.00</b>		2Q:	\$	<b>100,000.00</b>
Current Contract Amount:	\$	<b>19,823,000.00</b>		3Q:	\$	<b>100,000.00</b>
Current Contract Spending:	\$	<b>10,154,675.67</b>		4Q:	\$	<b>100,000.00</b>
Expended This Quarter:	\$	<b>27,452.14</b>	Measure A Funds Used for Local Match? <input checked="" type="checkbox"/> Yes <input type="checkbox"/> No			
Total Remaining:	\$	<b>9,640,872.19</b>				

## PROJECT STATUS



Current Status (as of last day of reporting quarter; check only one):

- |  |  |  |
|--|--|--|
| <input type="checkbox"/> Not Started               | <input type="checkbox"/> Right-of-Way Acquisition    | <input checked="" type="checkbox"/> Bidding and/or Contracting |
| <input type="checkbox"/> Pending or On-Hold        | <input type="checkbox"/> Environmental Review        | <input checked="" type="checkbox"/> Under Construction         |
| <input type="checkbox"/> Design and/or Engineering | <input type="checkbox"/> Planning/Financing/Approval | <input checked="" type="checkbox"/> Completed                  |

### Explanation of Activities this Quarter and Additional Notes

Architectural consultant fees, vendor charges and city management labor for documentation of US Green Building Council LEED Platinum certification and Facility way-finding and informational signage, design and procurement will be extended through FY20 Q2 due to unanticipated review timelines and delays due to staffing availability. Completion at 94% of total CIP over past 7 years. Projected billings to end of FY20 Q1 estimated at \$5,000.

Planning for additional bike access to the station from F Street and from the West parking lot to improve bicycle safety and convenience, ongoing through FY20 Q2.

Overall City Management and Administration Labor for Intermodal projects continuing through FY20 Q1. Completion at 12% of total CIP. Projected billings to end of FY20 Q1 estimated at \$75,000.

Planning activities for light rail relocation and streetcar continuing through FY19 Q4. Completed.

Security improvements on-going for installation of new video surveillance and access control systems in building common areas continued through FY19 Q2. Completion at 74% of total CIP. Projected billings to end of FY20 Q1 estimated at \$20,000.

Phase 3 – Site Master Planning in progress, Phase 3 Intermodal planning consultant fees and city staff administrative and management costs, ongoing, continuing through FY20 Q1. Completion at 15% of total CIP. Projected billings estimated at \$200,000.

Contract extension has been approved per Sacramento Transportation Authority.

# Measure A Capital Projects Quarterly Status Report



## PROJECT INFO

Quarter Ended: **June 30, 2019** Fiscal Year: **2018/19** Reporting Quarter: **4**

Agency: **City of Sacramento** Project Mgr: **William Shunk, Senior Engineer**  
Contact Info: **916-808-2986**

Project Name: **Interstate 5/Richards Blvd Interchange Upgrade**

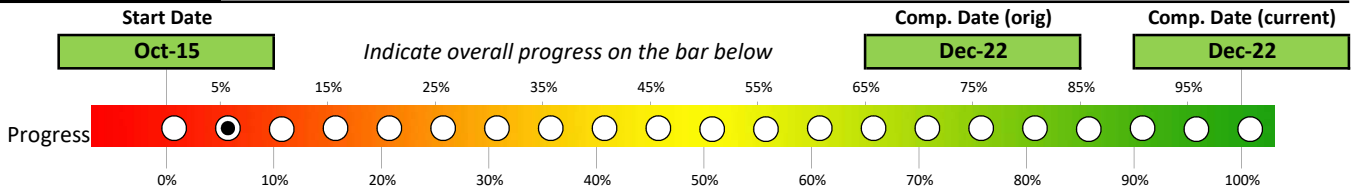
Sponsor Project ID Number: **T15165100** STA Project ID Number: **A-52-CS**

Original Est. Project Cost: \$ **90,000,000.00** Current Est. Project Cost: \$ **90,000,000.00**

## MEASURE A FUNDING

Previous Contract(s) Amount:	\$	-	Projected Spending	1Q:	\$	100,000.00
Previous Contract(s) Spending:	\$	-		2Q:	\$	100,000.00
Current Contract Amount:	\$	3,115,861.73		3Q:	\$	100,000.00
Current Contract Spending:	\$	90,832.13		4Q:	\$	100,000.00
Expended This Quarter:	\$	29,058.75	Measure A Funds Used for Local Match? <input type="checkbox"/> Yes <input type="checkbox"/> No			
Total Remaining:	\$	2,995,970.85				

## PROJECT STATUS



Current Status (as of last day of reporting quarter; check only one):

- Not Started
- Right-of-Way Acquisition
- Bidding and/or Contracting
- Pending or On-Hold
- Environmental Review
- Under Construction
- Design and/or Engineering
- Planning/Financing/Approval
- Completed

Explanation of Activities this Quarter and Additional Notes

The project team collected traffic counts for the interchange and has begun creating traffic models for the existing traffic conditions. Stakeholder outreach has begun in earnest with local business owners, residents, and community members to discuss the project, their observations of existing operations, and their current and future needs. Potential alternatives for the interchange are being developed and refined. Close coordination with Caltrans continues with bi-monthly meetings.