



## **AGENDA**

Independent Taxpayer Oversight Committee (ITOC)

March 21, 2019 – 4:00 pm

700 H Street – Hearing Room 1 • Sacramento, California 95814

---

Voting Members:	Joan Borucki, Chair Robert Holderness Beth Tincher
Ex-Officio Members:	Joyce Renison (Sacramento County Auditor-Controller designee) Terri Kletzman (Board Chair designee) Norman Hom - STA Executive Director
Staff:	Tim Jones, STA

---

1. Call to order
2. Review and approve minutes from the February 21, 2019 meeting
3. Review Q2 FY 2019 Capital Status reports
4. Review Q2 FY 2019 Budget-to-Actual analyses
5. Discuss performance audit objectives
6. Comments from the public

## Agenda Item #2

# Meeting Minutes

**To:** ITOC Committee Members  
**From:** Tim Jones, ITOC Staff  
**Date:** March 21, 2019  
**Re:** February 21, 2019 ITOC Meeting Minutes

---

### Attendees:

Joan Borucki – Chair, Beth Tincher, Robert Holderness – voting members

Joyce Renison, Terri Kletzman, and Norman Hom – ex-officio members

Meeting called to order at 4:07 pm and adjourned at 5:28 pm

### Agenda Item #2

- Reviewed and approved the January 17, 2019 meeting minutes. No comments.

### Agenda Item #3

- Recommended extending by one-year, STA's contract with Crowe LLP to provide financial audit services for the fiscal year ending June 30, 2019

### Agenda Item #4

- To assist in developing appropriate performance audit objectives, staff was asked to set up a meeting in two-three weeks with Crowe LLP audit partner.

### Agenda Item #5

- See item #4

### Agenda Item #6

- Norm summarized the presentations by local agencies regarding transportation funding needs if another measure passes in November 2020

## **Agenda Item #7**

- No members of the public were present

## **Other Items**

- Send committee the budget-to-actual reports for the period ending December 31, 2018 for review before the next meeting. Agendize them in March
- Send committee the Capital Status Reports for the period ending December 31, 2018 for review before the next meeting. Agendize them in March
- Request from each Measure A partner agency the pavement reports as required under SB1

# Measure A Capital Projects Quarterly Status Report



## PROJECT INFO

Quarter Ended: **December 31, 2018** Fiscal Year: **2018/19** Reporting Quarter: **2**

Agency: **California Department of Transportation** Project Mgr: **Clark A. Peri**  
Contact Info: **916-825-8168**

Project Name: **US Highway 50 Bus & Carpool Lanes - phase 2**

Sponsor Project ID Number: **03-3F360** STA Project ID Number: **A-47-CT**

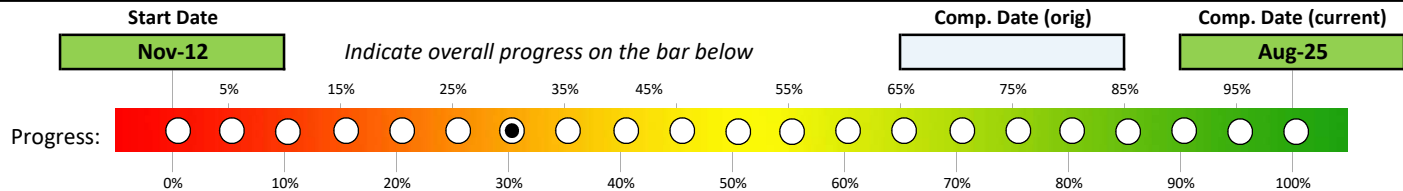
Original Est. Project Cost: \$ **68,315,000.00** Current Est. Project Cost: \$ **147,480,000.00**

## MEASURE A FUNDING

Previous Contract(s) Amount:	\$	<b>15,945,604.00</b>	Projected Spending	3Q:	\$	<b>200,000.00</b>
Previous Contract(s) Spending:		<b>14,480,883.35</b>		4Q:	\$	<b>200,000.00</b>
Current Contract Amount:	\$	<b>12,500,000.00</b>		1Q:	\$	<b>400,000.00</b>
Expended This Quarter:	\$	<b>81,611.64</b>		2Q:	\$	<b>200,000.00</b>
Total Remaining:	\$	<b>13,883,109.01</b>				

Measure A Funds Used for Local Match?  Yes  No

## PROJECT STATUS



Current Status (as of last day of reporting quarter; check only one):

- Not Started
- Right-of-Way Acquisition
- Bidding and/or Contracting
- Pending or On-Hold
- Environmental Review
- Under Construction
- Design and/or Engineering
- Planning/Financing/Approval
- Completed

Explanation of Activities this Quarter and Additional Notes

- Bridge, roadway and electrical design continued in this quarter.
- Coordination continued with Union Pacific Rail Road and Sacramento Regional Transit to relocate the utility conflicts identified in this project.
- Coordination continued with City of Sacramento on sewer line relocation design.
- Caltrans District 3 successfully competed and received State funding from the SB1 Gas/Diesel Tax programs under the Solutions for Congested Corridor Program for construction of this HOV Lanes project. The project has been selected for an innovative delivery method of Design-Build instead of traditional Caltrans delivery method of Design-Bid-Build. The HOV lanes project is expected to be combined with the US 50 Rehabilitation project that has already been funded by State Highway Operation and Protection Program (SHOPP). The combined project is expected to be advertised for Design-Build contract in April 2019.

# Measure A Capital Projects Quarterly Status Report



## PROJECT INFO

Quarter Ended: **December 31, 2018** Fiscal Year: **2018/19** Reporting Quarter: **2**

Agency: **California Department of Transportation** Project Mgr: **Jess Avila**  
Contact Info: **530-741-4533**

Project Name: **Interstate 5 Bus & Carpool Lanes**

Sponsor Project ID Number: **03-3C000 and 03-3C001** STA Project ID Number: **A-45-CT**

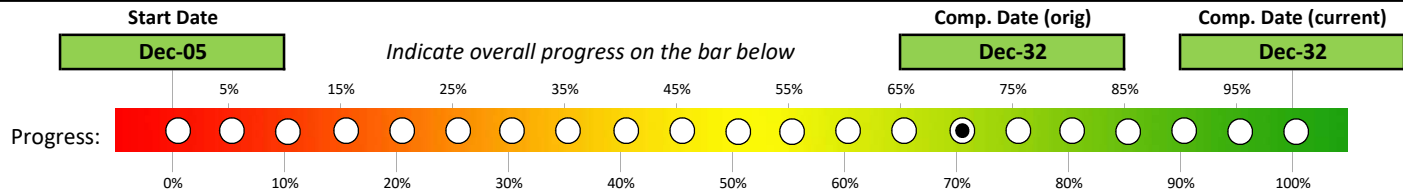
Original Est. Project Cost: \$ **188,479,000.00** Current Est. Project Cost: \$ **125,530,000.00**

## MEASURE A FUNDING

Previous Contract(s) Amount:	\$	<b>3,185,464.00</b>	Projected Spending	3Q:	\$	<b>2,362,500.00</b>
Previous Contract(s) Spending:	\$	<b>3,185,464.00</b>		4Q:	\$	<b>2,362,500.00</b>
Current Contract Amount:	\$	<b>30,000,000.00</b>		1Q:	\$	<b>2,362,500.00</b>
Expended This Quarter:	\$	<b>-</b>		2Q:	\$	<b>2,362,500.00</b>
Total Remaining:	\$	<b>30,000,000.00</b>				

Measure A Funds Used for Local Match?  Yes  No

## PROJECT STATUS



Current Status (as of last day of reporting quarter; check only one):

- Not Started
- Pending or On-Hold
- Design and/or Engineering
- Right-of-Way Acquisition
- Environmental Review
- Planning/Financing/Approval
- Bidding and/or Contracting
- Under Construction
- Completed

### Explanation of Activities this Quarter and Additional Notes

The low bidder on the project was deemed unresponsive and project was not awarded. The contract was repackaged to be re-advertised in January 2019. Bid amounts have been on the increase on roadway construction projects. Taking this into consideration the repackaged contract included an additive bid item for a portion of the project limits between Morrison Creek and the southerly terminus. In the event that contract bids exceed the budget amount, the additive bid item will be removed from the project.

The project is anticipated to have an approved construction contract mid-May 2019. An estimate of expenditures for fiscal year 19/20 are shown starting July 1, 2019.

# Measure A Capital Projects Quarterly Status Report



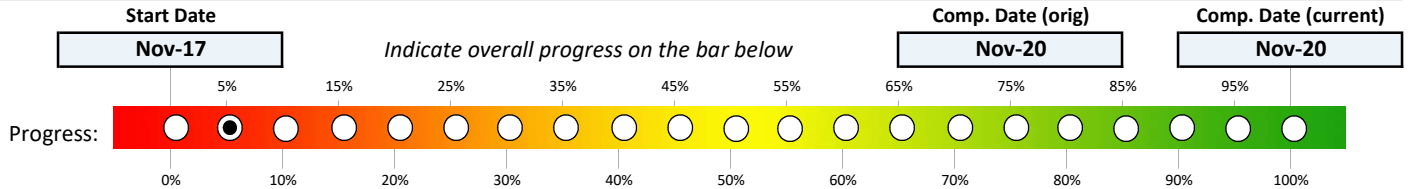
## PROJECT INFO

Quarter Ended:	<b>December 31, 2018</b>	Fiscal Year:	<b>2018/19</b>	Reporting Quarter:	<b>2</b>
Agency:	<b>County of Sacramento</b>	Project Mgr:	<b>Stan Sorensen</b>		
		Contact Info:	<b>(916) 874-2816</b>		
Project Name:	<b>Folsom Blvd. Watt Ave. to Bradshaw Road</b>				
Sponsor Project ID Number:	<b>RFODGE</b>	STA Project ID Number:	<b>A-13-SC</b>		
Original Est. Project Cost:	\$ <b>40,698,159.00</b>	Current Est. Project Cost:	\$ <b>40,698,159.00</b>		

## MEASURE A FUNDING

Previous Contract(s) Amount:	\$	-	Projected Spending	3Q:	\$	<b>75,000.00</b>
Previous Contract(s) Spending:	\$	-		4Q:	\$	<b>75,000.00</b>
Current Contract Amount:	\$	<b>1,303,000.00</b>		1Q:	\$	<b>62,500.00</b>
Current Contract Spending:	\$	-		2Q:	\$	<b>62,500.00</b>
Expended This Quarter:	\$	<b>94,246.46</b>	Measure A Funds Used for Local Match? <input checked="" type="checkbox"/> Yes <input type="checkbox"/> No			
Total Remaining:	\$	<b>1,208,753.54</b>				

## PROJECT STATUS



Current Status (as of last day of reporting quarter; check only one):

- |  |  |   |
|--|--|---|
| <input type="checkbox"/> Not Started               | <input checked="" type="checkbox"/> Right-of-Way Acquisition | <input type="checkbox"/> Bidding and/or Contracting |
| <input type="checkbox"/> Pending or On-Hold        | <input type="checkbox"/> Environmental Review                | <input type="checkbox"/> Under Construction         |
| <input type="checkbox"/> Design and/or Engineering | <input type="checkbox"/> Planning/Financing/Approval         | <input type="checkbox"/> Completed                  |

### Explanation of Activities this Quarter and Additional Notes

The California Environmental Quality Act (CEQA) approval for the Mayhew Road to Bradshaw Road segment was issued in January 2019. The project is currently in the right-of-way acquisition phase of work for a Phase 1 complete streets improvement project from Mayhew Road to Bradshaw Road. Construction is currently scheduled to begin in spring of 2020.

# Measure A Capital Projects Quarterly Status Report



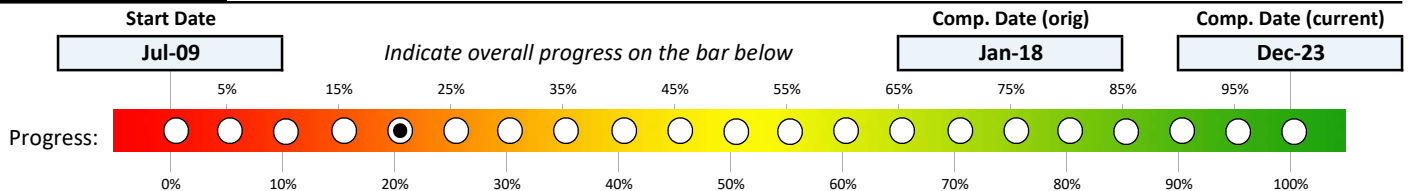
## PROJECT INFO

Quarter Ended:	<b>December 31, 2018</b>	Fiscal Year:	<b>2018/19</b>	Reporting Quarter:	<b>2</b>
Agency:	<b>County of Sacramento</b>	Project Mgr:	<b>Tim Stevens, Senior Civil Engineer</b>		
		Contact Info:	<b>(916) 874-6291</b>		
Project Name:	<b>Hazel Avenue Improvements – US Highway 50 to Folsom Blvd</b>				
Sponsor Project ID Number:	<b>STRL41</b>	STA Project ID Number:	<b>A-23-SC</b>		
Original Est. Project Cost:	\$ <b>61,268,182.00</b>	Current Est. Project Cost:	\$ <b>82,735,257.00</b>		

## MEASURE A FUNDING

Previous Contract(s) Amount:	\$ <b>1,679,031.22</b>	Projected Spending	3Q:	\$ <b>50,000.00</b>
Previous Contract(s) Spending:	\$ <b>1,679,031.22</b>		4Q:	\$ <b>100,000.00</b>
Current Contract Amount:	\$ <b>10,750,000.00</b>	1Q:	\$ <b>100,000.00</b>	
Current Contract Spending:	\$ <b>8,411.25</b>		2Q:	\$ <b>150,000.00</b>
Expended This Quarter:	\$ <b>14,345.49</b>	Measure A Funds Used for Local Match? <input checked="" type="checkbox"/> Yes <input type="checkbox"/> No		
Total Remaining:	\$ <b>10,727,243.26</b>			

## PROJECT STATUS



Current Status (as of last day of reporting quarter; check only one):

- |  |  |   |
|--|--|---|
| <input type="checkbox"/> Not Started               | <input type="checkbox"/> Right-of-Way Acquisition        | <input type="checkbox"/> Bidding and/or Contracting |
| <input type="checkbox"/> Pending or On-Hold        | <input checked="" type="checkbox"/> Environmental Review | <input type="checkbox"/> Under Construction         |
| <input type="checkbox"/> Design and/or Engineering | <input type="checkbox"/> Planning/Financing/Approval     | <input type="checkbox"/> Completed                  |

### Explanation of Activities this Quarter and Additional Notes

The following Technical Studies were submitted to Caltrans for environmental review:

- Revised Air Quality Study Report-Approved 9/6/2017
- Revised Natural Environment Study-Submitted 5/16/2018
- Visual Impact Assessment-Signature page revisions re-submitted 1/22/2017
- Requested revisions to Biological Assessment (BA) are made and submitted BA to Caltrans week of 1/21/2019
- Fact Sheets for the project were approved on 12/17/2018.

In addition to these Technical Studies, SacDOT submitted final revisions to the Historic Property Survey Report/Archaeological Survey Report with the current Native American consultation updates on 6/11/2018.

Sacramento County is acting as the California Environmental Quality Act (CEQA) local lead agency in preparing a joint Environmental Impact Report/Environmental Assessment (EIR/EA) to analyze the environmental affects of the Project, located along US Highway 50 at Hazel Avenue. The federal lead agency in the National Environmental Policy Act (NEPA) document preparation, through delegated authority from the Federal Highway Administration, is the California Department of Transportation (Caltrans). Caltrans to provide EIR/EA comments by 1/24/2019.

# Measure A Capital Projects Quarterly Status Report



## PROJECT INFO

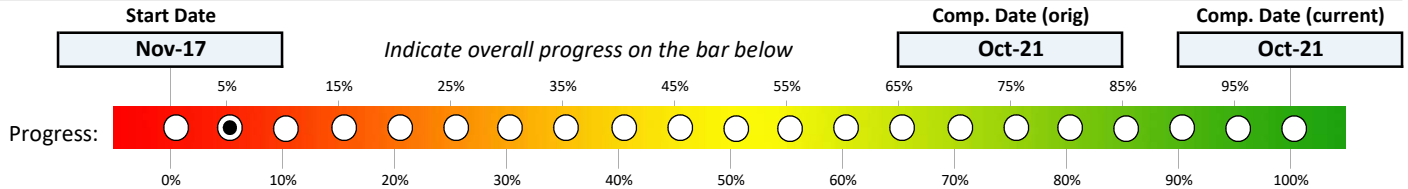
Quarter Ended:	<b>December 31, 2018</b>	Fiscal Year:	<b>2018/19</b>	Reporting Quarter:	<b>2</b>
Agency:	<b>County of Sacramento</b>	Project Mgr:	<b>Melissa Wright, Senior Civil Engineer</b>		
		Contact Info:	<b>(916) 874-6291</b>		
Project Name:	<b>Greenback Lane Phase I - Fair Oaks Blvd. to Main Street</b>				
Sponsor Project ID Number:	<b>STOXEB</b>	STA Project ID Number:	<b>A-17-SC</b>		
Original Est. Project Cost:	\$ <b>41,716,000.00</b>	Current Est. Project Cost:	\$ <b>41,716,000.00</b>		

## MEASURE A FUNDING

Previous Contract(s) Amount:	\$	<b>48,095.91</b>	Projected Spending	3Q:	\$	<b>16,500.00</b>
Previous Contract(s) Spending:	\$	<b>48,095.91</b>		4Q:	\$	<b>16,500.00</b>
Current Contract Amount:	\$	<b>2,900,000.00</b>		1Q:	\$	<b>125,000.00</b>
Current Contract Spending:	\$	<b>184.14</b>		2Q:	\$	<b>125,000.00</b>
Expended This Quarter:	\$	<b>16,125.18</b>				
Total Remaining:	\$	<b>2,883,690.68</b>				

Measure A Funds Used for Local Match?  Yes  No

## PROJECT STATUS



Current Status (as of last day of reporting quarter; check only one):

- |  |  |   |
|--|--|---|
| <input type="checkbox"/> Not Started               | <input type="checkbox"/> Right-of-Way Acquisition        | <input type="checkbox"/> Bidding and/or Contracting |
| <input type="checkbox"/> Pending or On-Hold        | <input checked="" type="checkbox"/> Environmental Review | <input type="checkbox"/> Under Construction         |
| <input type="checkbox"/> Design and/or Engineering | <input type="checkbox"/> Planning/Financing/Approval     | <input type="checkbox"/> Completed                  |

### Explanation of Activities this Quarter and Additional Notes

Prepared preliminary alignment plans for intersection improvements at Greenback Lane and Chestnut Avenue and also for a roadway segment on Greenback Lane at Main Avenue to the Folsom City Limits.

Public outreach and community input on the proposed alignment will be solicited through public meetings and coordination with the Greenback Lane Orangevale Envisions (GLOVE) community group. This effort is expected to resume in 2019.



# Measure A Capital Projects Quarterly Status Report



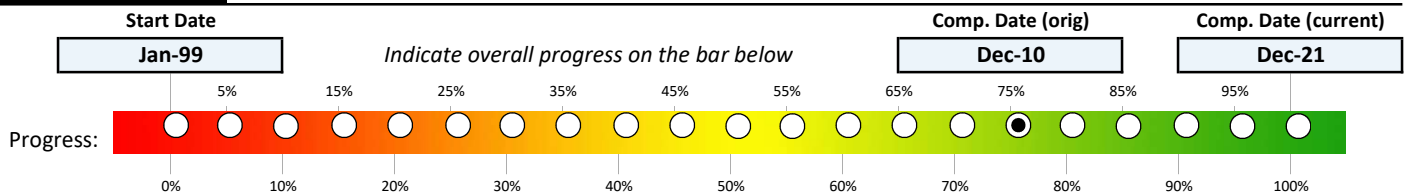
## PROJECT INFO

Quarter Ended:	<b>December 31, 2018</b>	Fiscal Year:	<b>2018/19</b>	Reporting Quarter:	<b>2</b>
Agency:	<b>County of Sacramento</b>	Project Mgr:	<b>Tim Stevens, Senior Civil Engineer</b>		
		Contact Info:	<b>(916) 874-6291</b>		
Project Name:	<b>Hazel Avenue Improvements, Phase 1 – US Highway 50 to Madison Avenue</b>				
Sponsor Project ID Number:	<b>ST0XCC;ST0XCJ;DV2L43;STRL43</b>	STA Project ID Number:	<b>A-21-SC</b>		
Original Est. Project Cost:	\$ <b>79,292,680.00</b>	Current Est. Project Cost:	\$ <b>110,000,000.00</b>		

## MEASURE A FUNDING

Previous Contract(s) Amount:	\$ <b>33,999,044.23</b>	Projected Spending	3Q:	\$ <b>257,000.00</b>
Previous Contract(s) Spending:	\$ <b>33,999,044.23</b>		4Q:	\$ <b>257,000.00</b>
Current Contract Amount:	\$ <b>6,900,000.00</b>		1Q:	\$ <b>500,000.00</b>
Current Contract Spending:	\$ <b>-</b>		2Q:	\$ <b>500,000.00</b>
Expended This Quarter:	\$ <b>485,703.11</b>	Measure A Funds Used for Local Match? <input checked="" type="checkbox"/> Yes <input type="checkbox"/> No		
Total Remaining:	\$ <b>6,414,296.89</b>			

## PROJECT STATUS



Current Status (as of last day of reporting quarter; check only one):

- |   |  |   |
|---|--|---|
| <input type="checkbox"/> Not Started                          | <input checked="" type="checkbox"/> Right-of-Way Acquisition | <input type="checkbox"/> Bidding and/or Contracting |
| <input type="checkbox"/> Pending or On-Hold                   | <input type="checkbox"/> Environmental Review                | <input type="checkbox"/> Under Construction         |
| <input checked="" type="checkbox"/> Design and/or Engineering | <input type="checkbox"/> Planning/Financing/Approval         | <input type="checkbox"/> Completed                  |

### Explanation of Activities this Quarter and Additional Notes

Hazel Avenue Widening Phase 1, US 50 to Curragh Downs Drive: Construction completed in Spring 2011. (Current Status: Completed)

Hazel Avenue Widening Phase 2, Curragh Downs Drive to Sunset Avenue: Construction Completed in July 2018. (Current Status: Completed)

Hazel Avenue Widening Phase 3, Sunset Avenue to Madison Avenue: The Phase 3 project is currently in the right-of-way acquisition and final design phases of work. Construction is tentatively scheduled to begin in December 2019 with completion in December 2021. (Current Status: Final Design; Right-of-way Acquisition). The right-of-way acquisition is complete on 22 of 33 parcels for the Phase 3 project. For the remaining 11 properties, Resolutions of Necessity, the first step in the eminent domain process, are scheduled to be at the County Board of Supervisors meeting in March 2019.

# Measure A Capital Projects Quarterly Status Report



## PROJECT INFO

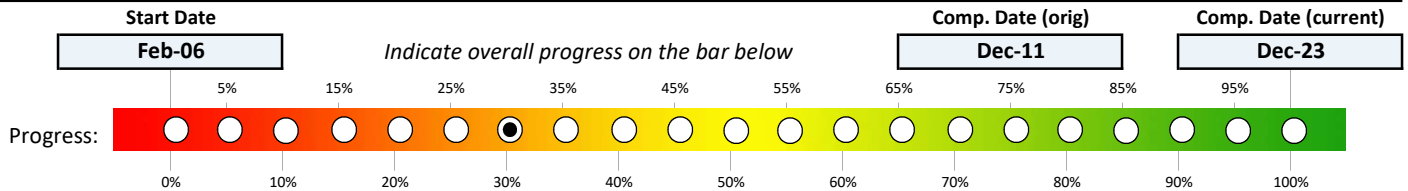
Quarter Ended:	<b>December 31, 2018</b>	Fiscal Year:	<b>2018/19</b>	Reporting Quarter:	<b>2</b>
Agency:	<b>County of Sacramento</b>	Project Mgr:	<b>Melissa Wright, Senior Civil Engineer</b>		
		Contact Info:	<b>(916)874-6291</b>		
Project Name:	<b>Madison Avenue Improvements, Phase 1 – Sunrise Blvd to Hazel Avenue</b>				
Sponsor Project ID Number:	<b>STOXAG</b>	STA Project ID Number:	<b>A-24-SC</b>		
Original Est. Project Cost:	\$ <b>19,929,143.00</b>	Current Est. Project Cost:	\$ <b>28,872,280.00</b>		

## MEASURE A FUNDING

Previous Contract(s) Amount:	\$	<b>1,233,818.20</b>	Projected Spending	3Q:	\$	<b>71,500.00</b>
Previous Contract(s) Spending:	\$	<b>1,233,818.20</b>		4Q:	\$	<b>71,500.00</b>
Current Contract Amount:	\$	<b>3,000,000.00</b>		1Q:	\$	<b>50,000.00</b>
Current Contract Spending:	\$	<b>26,559.80</b>		2Q:	\$	<b>50,000.00</b>
Expended This Quarter:	\$	<b>30,134.05</b>				
Total Remaining:	\$	<b>2,943,306.15</b>				

Measure A Funds Used for Local Match?  Yes  No

## PROJECT STATUS



Current Status (as of last day of reporting quarter; check only one):

- |  |  |   |
|--|--|---|
| <input type="checkbox"/> Not Started               | <input type="checkbox"/> Right-of-Way Acquisition        | <input type="checkbox"/> Bidding and/or Contracting |
| <input type="checkbox"/> Pending or On-Hold        | <input checked="" type="checkbox"/> Environmental Review | <input type="checkbox"/> Under Construction         |
| <input type="checkbox"/> Design and/or Engineering | <input type="checkbox"/> Planning/Financing/Approval     | <input type="checkbox"/> Completed                  |

### Explanation of Activities this Quarter and Additional Notes

The project is currently in the environmental review stage for the hybrid alternative. The hybrid alternative consists of widening Madison Avenue to six lanes with some portions of Madison Avenue remaining at four lanes. This alternative is the preferred alternative due to less right-of-way and tree impacts than associated with the six lane project. The traffic study for the hybrid has been completed.

A public outreach and community input process will be conducted as the environmental review stage continues. This public outreach process is expected to move forward in the spring of 2019.

# Measure A Capital Projects Quarterly Status Report



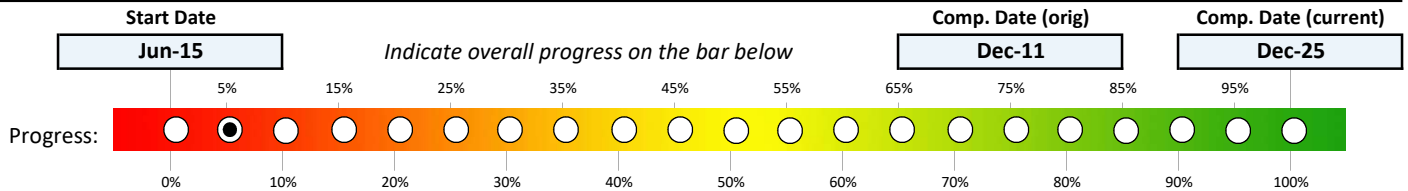
## PROJECT INFO

Quarter Ended:	<b>December 31, 2018</b>	Fiscal Year:	<b>2018/19</b>	Reporting Quarter:	<b>2</b>
Agency:	<b>County of Sacramento</b>	Project Mgr:	<b>Tim Stevens, Senior Civil Engineer</b>		
		Contact Info:	<b>(916) 874-6291</b>		
Project Name:	<b>South Watt Avenue/Elk Grove-Florin Road Improvements, Phase 1 – Florin Road to State Route 16</b>				
Sponsor Project ID Number:	<b>STOXDG</b>	STA Project ID Number:	<b>A-27-SC</b>		
Original Est. Project Cost:	\$ <b>10,873,412.00</b>	Current Est. Project Cost:	\$ <b>30,182,360.00</b>		

## MEASURE A FUNDING

Previous Contract(s) Amount:	\$ <b>3,160,106.99</b>	Projected Spending	3Q:	\$	<b>171,500.00</b>	
Previous Contract(s) Spending:	\$ <b>3,160,106.99</b>		4Q:	\$	<b>171,500.00</b>	
Current Contract Amount:	\$ <b>7,030,000.00</b>		1Q:	\$	<b>150,000.00</b>	
Current Contract Spending:	\$ -		2Q:	\$	<b>150,000.00</b>	
Expended This Quarter:	\$ <b>106,382.13</b>		Measure A Funds Used for Local Match? <input checked="" type="checkbox"/> Yes <input type="checkbox"/> No			
Total Remaining:	\$ <b>6,923,617.87</b>					

## PROJECT STATUS



Current Status (as of last day of reporting quarter; check only one):

- |   |  |   |
|---|--|---|
| <input type="checkbox"/> Not Started                          | <input type="checkbox"/> Right-of-Way Acquisition    | <input type="checkbox"/> Bidding and/or Contracting |
| <input type="checkbox"/> Pending or On-Hold                   | <input type="checkbox"/> Environmental Review        | <input type="checkbox"/> Under Construction         |
| <input checked="" type="checkbox"/> Design and/or Engineering | <input type="checkbox"/> Planning/Financing/Approval | <input type="checkbox"/> Completed                  |

### Explanation of Activities this Quarter and Additional Notes

The project is currently in the preliminary phase of work. Roadway base survey is complete, a preliminary striping plan layout has been prepared, and coordination with utilities and affected agencies is underway to determine potential utility conflicts. Environmental review will be initiated by the end of the fiscal year. Preparation of request for proposal for design services of the entire project including the bridge at Morrison Creek is currently underway.

# Measure A Capital Projects Quarterly Status Report



## PROJECT INFO

Quarter Ended: **December 31, 2018** Fiscal Year: **2018/19** Reporting Quarter: **2**

Agency: **County of Sacramento** Project Mgr: **Rick Carter**  
Contact Info: **(916) 874-5205**

Project Name: **Sunrise Blvd. Jackson Road to Grantline Road**

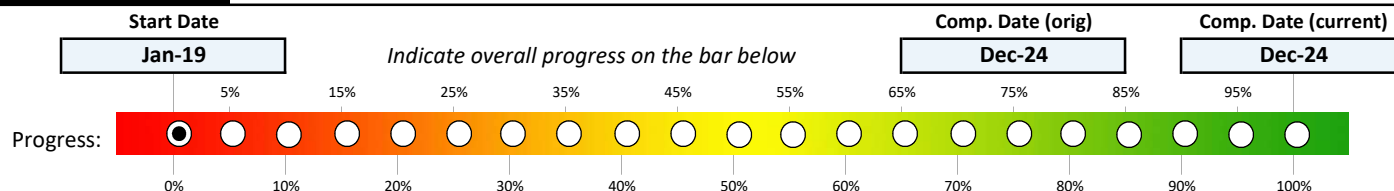
Sponsor Project ID Number: **Not Assigned** STA Project ID Number: **A-31-SC**

Original Est. Project Cost: \$ **79,763,000.00** Current Est. Project Cost: \$ **79,763,000.00**

## MEASURE A FUNDING

Previous Contract(s) Amount:	\$	-	Projected Spending	3Q:	\$	25,000.00
Previous Contract(s) Spending:	\$	-		4Q:	\$	25,000.00
Current Contract Amount:	\$	2,400,000.00		1Q:	\$	20,000.00
Current Contract Spending:	\$	-		2Q:	\$	20,000.00
Expended This Quarter:	\$	-		Measure A Funds Used for Local Match? <input type="checkbox"/> Yes <input checked="" type="checkbox"/> No		
Total Remaining:	\$	2,400,000.00				

## PROJECT STATUS



Current Status (as of last day of reporting quarter; check only one):

- |  |  |   |
|--|--|---|
| <input checked="" type="checkbox"/> Not Started    | <input type="checkbox"/> Right-of-Way Acquisition    | <input type="checkbox"/> Bidding and/or Contracting |
| <input type="checkbox"/> Pending or On-Hold        | <input type="checkbox"/> Environmental Review        | <input type="checkbox"/> Under Construction         |
| <input type="checkbox"/> Design and/or Engineering | <input type="checkbox"/> Planning/Financing/Approval | <input type="checkbox"/> Completed                  |

### Explanation of Activities this Quarter and Additional Notes

Possible construction for a Phase 1 Project at the intersection of Jackson Road at Sunrise Boulevard. This Phase 1 Project proposes to improve the existing intersection by adding capacity and improving operational efficiency. The Phase 1 Project will require coordination with the City of Rancho Cordova, Cordova Hills Development, and the Jackson Corridor Plan. The tentative completion date shown in the "Project Status" section of this report is for the Phase 1 Project.

# Measure A Capital Projects Quarterly Status Report



## PROJECT INFO

Quarter Ended: **December 31, 2018**      Fiscal Year: **2018/19**      Reporting Quarter: **2**

Agency: **County of Sacramento**      Project Mgr: **Melissa Wright, Senior Civil Engineer**  
 Contact Info: **(916) 874-6291**

Project Name: **Watt Avenue Improvements – Antelope Road to Business Interstate 80**

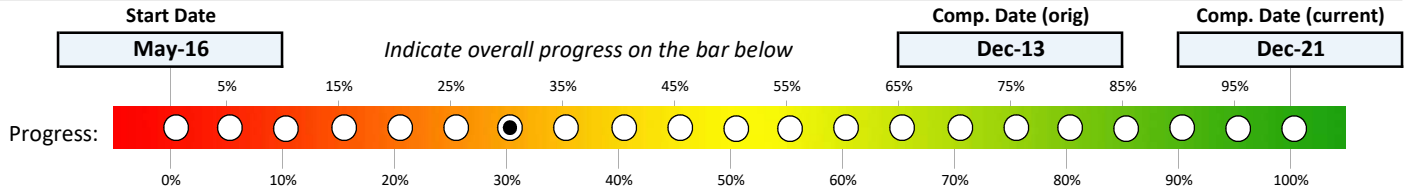
Sponsor Project ID Number: **STOXdN**      STA Project ID Number: **A-37-SC**

Original Est. Project Cost: \$ **40,825,817.00**      Current Est. Project Cost: \$ **40,825,817.00**

## MEASURE A FUNDING

Previous Contract(s) Amount:	\$	<b>263,377.50</b>	Projected Spending	3Q:	\$	<b>73,500.00</b>	
Previous Contract(s) Spending:	\$	<b>263,377.50</b>		4Q:	\$	<b>73,500.00</b>	
Current Contract Amount:	\$	<b>3,345,000.00</b>		1Q:	\$	<b>218,500.00</b>	
Current Contract Spending:	\$	<b>1,909.08</b>		2Q:	\$	<b>218,500.00</b>	
Expended This Quarter:	\$	<b>1,025.63</b>		Measure A Funds Used for Local Match? <input type="checkbox"/> Yes <input type="checkbox"/> No			
Total Remaining:	\$	<b>3,342,065.29</b>					

## PROJECT STATUS



Current Status (as of last day of reporting quarter; check only one):

- |  |  |   |
|--|--|---|
| <input type="checkbox"/> Not Started               | <input checked="" type="checkbox"/> Right-of-Way Acquisition | <input type="checkbox"/> Bidding and/or Contracting |
| <input type="checkbox"/> Pending or On-Hold        | <input type="checkbox"/> Environmental Review                | <input type="checkbox"/> Under Construction         |
| <input type="checkbox"/> Design and/or Engineering | <input type="checkbox"/> Planning/Financing/Approval         | <input type="checkbox"/> Completed                  |

### Explanation of Activities this Quarter and Additional Notes

Project improvements on this corridor are for a segment of Watt Avenue from Orange Grove Avenue to Roseville Road. The preliminary design for this project will evaluate and coordinate a preferred alternative for a complete streets concept that will include sidewalk infill, Americans With Disabilities Act (ADA) improvements (curb ramps and bus stops), Class II bike lanes, and streetscape enhancements.

The California Environmental Quality Act (CEQA document -Mitigated Negative Declaration) was found to be adequate and complete by the Sacramento County Board of Supervisors on September 25, 2018. Preparation of plat/legal descriptions and right-of-way acquisition activities will move forward in 2019.

# Measure A Capital Projects Quarterly Status Report



## PROJECT INFO

Quarter Ended: **December 31, 2018** Fiscal Year: **2018/19** Reporting Quarter: **2**

Agency: **Capital SouthEast Connector JPA** Project Mgr: **Derek Minnema**

Contact Info: [minnemad@saccounty.net](mailto:minnemad@saccounty.net)

Project Name: **Capital SouthEast Connector**

Sponsor Project ID Number: **N/A** STA Project ID Number: **A-16-JP**

Original Est. Project Cost: \$ **1,006,014,000**<sup>1</sup> Current Est. Project Cost<sup>2</sup>: \$ **588,190,000**

## MEASURE A FUNDING

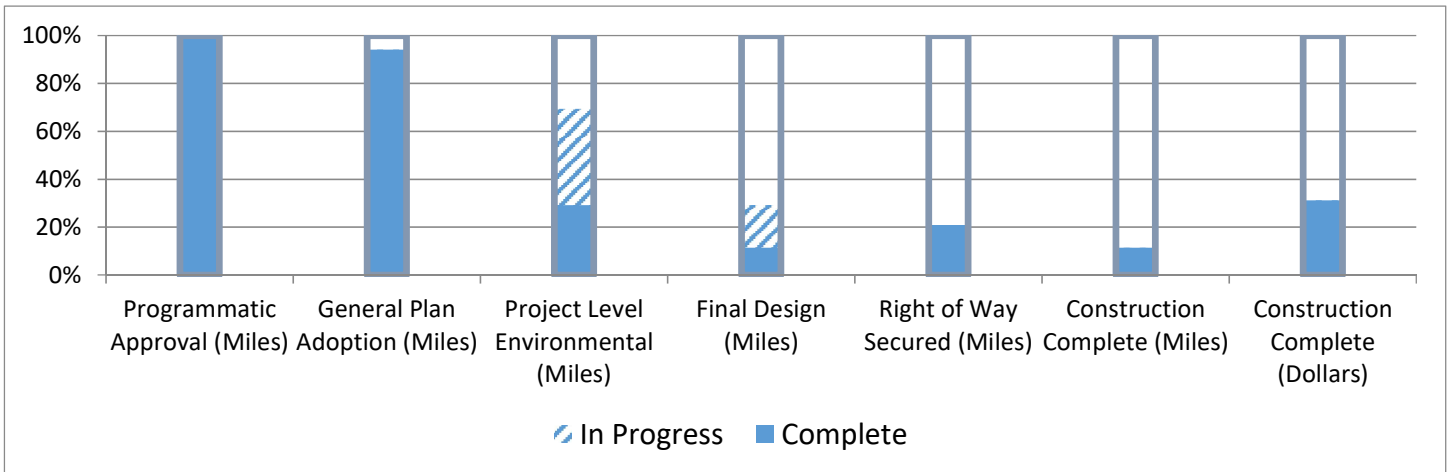
Previous Contract(s) Amount:	\$	<b>12,388,991</b>	Projected Spending	3Q:	\$	<b>2,500,000</b>
Previous Contract(s) Spending:	\$	<b>12,388,991</b>		4Q:	\$	<b>1,500,000</b>
Current Contract Amount:	\$	<b>25,465,000</b>	1Q:	\$	<b>1,500,000</b>	
Current Contract Spending:	\$	<b>12,691,499</b>	2Q:	\$	<b>1,500,000</b>	
Expended This Quarter:	\$	<b>993,646</b>	Measure A Funds Used for Local Match? <input checked="" type="checkbox"/> Yes <input type="checkbox"/> No			
Total Remaining:	\$	<b>11,779,855</b>				

### Footnotes:

- 1) The original estimated cost is from the 2008 SACOG MTP
- 2) Current estimate is for "Phase 1" improvements only

## PROJECT STATUS

Start Date: **May-08** Comp. Date (orig): **2039** Comp. Date (current): **2039**



# Measure A Capital Projects Quarterly Status Report



## PROJECT INFO

Quarter Ended: **December 31, 2018**      Fiscal Year: **2018/19**      Reporting Quarter: **2**

Agency: **City of Rancho Cordova**      Project Mgr: **Edgar Medina**  
 Contact Info: [emedina@cityofranhocordova.org](mailto:emedina@cityofranhocordova.org)

Project Name: **Folsom Blvd Improvements – Bradshaw Road to Sunrise Blvd**

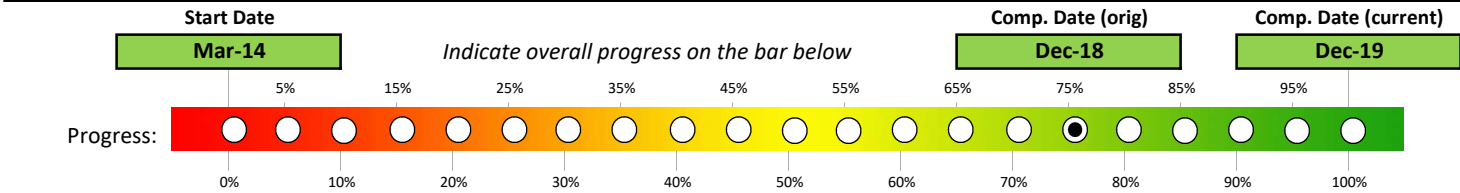
Sponsor Project ID Number:       STA Project ID Number: **A-14-RC**

Original Est. Project Cost: \$ **10,155,200.00**      Current Est. Project Cost: \$ **13,129,135.00**

## MEASURE A FUNDING

Previous Contract(s) Amount:	\$	<b>5,928,000.00</b>	Projected Spending	3Q:	\$	<b>300,000.00</b>
Previous Contract(s) Spending:	\$	<b>4,668,254.98</b>		4Q:	\$	
Current Contract Amount:	\$	<b>5,466,095.60</b>		1Q:	\$	
Current Contract Spending:	\$	<b>1,077,270.66</b>		2Q:	\$	
Expended This Quarter:	\$	<b>189,552.78</b>		Measure A Funds Used for Local Match? <input checked="" type="checkbox"/> Yes <input type="checkbox"/> No		
Total Remaining:	\$	<b>5,459,017.18</b>				

## PROJECT STATUS



Current Status (as of last day of reporting quarter; check only one):

- Not Started
- Right-of-Way Acquisition
- Bidding and/or Contracting
- Pending or On-Hold
- Environmental Review
- Under Construction
- Design and/or Engineering
- Planning/Financing/Approval
- Completed

### Explanation of Activities this Quarter and Additional Notes

Construction on Folsom Phase IV is about 70% complete. Folsom Phase V is at 100% PS&E. We are waiting for an encroachment permit from the county to be able to proceed with advertisement of this project, which we currently expect to happen in March 2019.

# Measure A Capital Projects Quarterly Status Report



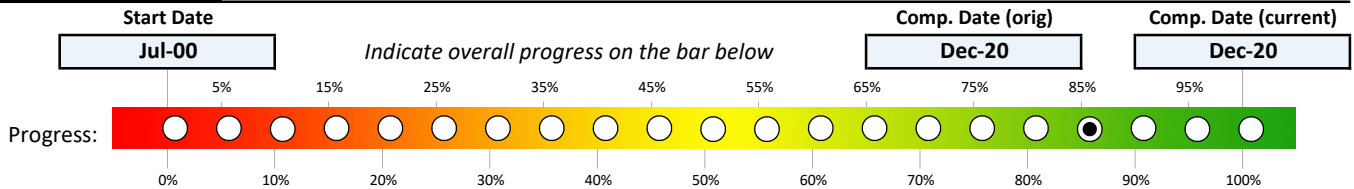
## PROJECT INFO

Quarter Ended:	<b>December 31, 2018</b>	Fiscal Year:	<b>2018/19</b>	Reporting Quarter:	<b>2</b>
Agency:	<b>City of Sacramento</b>	Project Mgr:	<b>Greg Taylor, Supervising Architect</b>		
		Contact Info:	<b>916-808-5268</b>		
Project Name:	<b>Downtown Intermodal Facility</b>				
Sponsor Project ID Number:	<b>T15029000</b>	STA Project ID Number:	<b>A-38-CS</b>		
Original Est. Project Cost:	\$ <b>200,000,000.00</b>	Current Est. Project Cost:	\$ <b>200,000,000.00</b>		

## MEASURE A FUNDING

Previous Contract(s) Amount:	\$ <b>70,772,500.00</b>	Projected Spending	3Q:	\$ <b>500,000.00</b>
Previous Contract(s) Spending:	\$ <b>70,772,500.00</b>		4Q:	\$ <b>500,000.00</b>
Current Contract Amount:	\$ <b>19,823,000.00</b>		1Q:	\$ <b>500,000.00</b>
Current Contract Spending:	\$ <b>9,910,328.58</b>		2Q:	\$ <b>500,000.00</b>
Expended This Quarter:	\$ <b>133,454.90</b>	Measure A Funds Used for Local Match? <input checked="" type="checkbox"/> Yes <input type="checkbox"/> No		
Total Remaining:	\$ <b>9,779,216.52</b>			

## PROJECT STATUS



Current Status (as of last day of reporting quarter; check only one):

- |  |  |  |
|--|--|--|
| <input type="checkbox"/> Not Started               | <input type="checkbox"/> Right-of-Way Acquisition    | <input checked="" type="checkbox"/> Bidding and/or Contracting |
| <input type="checkbox"/> Pending or On-Hold        | <input type="checkbox"/> Environmental Review        | <input checked="" type="checkbox"/> Under Construction         |
| <input type="checkbox"/> Design and/or Engineering | <input type="checkbox"/> Planning/Financing/Approval | <input checked="" type="checkbox"/> Completed                  |

### Explanation of Activities this Quarter and Additional Notes

In the period of October 1 through December 31, activities for the Intermodal project included the following:

Architectural consultant fees, vendor charges and city management labor for documentation of US Green Building Council LEED Platinum certification and Facility way-finding and informational signage, design and procurement will be extended through FY19 Q2 and will go to F19Q4 due to unanticipated review timelines and delays due to staffing availability.

Planning for additional bike access to the station from F Street and from the West parking lot to improve bicycle safety and convenience, ongoing through FY19 Q2.

Overall City Management and Administration Labor for Intermodal projects continuing through FY19 Q2.

Planning activities for light rail relocation and streetcar continuing through FY19 Q2.

Security improvements on-going for installation of new video surveillance and access control systems in building common areas continued through FY19 Q2.

Expansion of Fire Alarm monitoring system was completed in this reporting period. An additional fire detection panel was found to be necessary to allow the system to function properly. This work was not previously included in prior quarterly reports (errant omission) and had been contracted in FY18 Q3,



# Measure A Capital Projects Quarterly Status Report



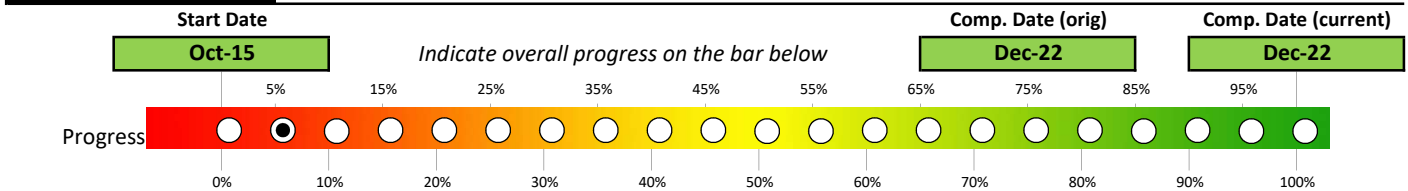
## PROJECT INFO

Quarter Ended:	<b>December 31, 2018</b>	Fiscal Year:	<b>2018/19</b>	Reporting Quarter:	<b>2</b>
Agency:	<b>City of Sacramento</b>	Project Mgr:	<b>William Shunk, Senior Engineer</b>		
		Contact Info:	<b>916-808-2986</b>		
Project Name:	<b>Interstate 5/Richards Blvd Interchange Upgrade</b>				
Sponsor Project ID Number:	<b>T15165100</b>	STA Project ID Number:	<b>A-52-CS</b>		
Original Est. Project Cost:	\$ <b>90,000,000.00</b>	Current Est. Project Cost:	\$ <b>90,000,000.00</b>		

## MEASURE A FUNDING

Previous Contract(s) Amount:	\$ -	Projected Spending	3Q:	\$	20,000.00
Previous Contract(s) Spending:	\$ -		4Q:	\$	20,000.00
Current Contract Amount:	\$ 3,115,861.73		1Q:	\$	20,000.00
Current Contract Spending:	\$ 66,546.24		2Q:	\$	20,000.00
Expended This Quarter:	\$ 24,285.89	Measure A Funds Used for Local Match? <input checked="" type="checkbox"/> Yes <input type="checkbox"/> No			
Total Remaining:	\$ 3,025,029.60				

## PROJECT STATUS



Current Status (as of last day of reporting quarter; check only one):

<input type="checkbox"/> Not Started	<input type="checkbox"/> Right-of-Way Acquisition	<input type="checkbox"/> Bidding and/or Contracting
<input type="checkbox"/> Pending or On-Hold	<input type="checkbox"/> Environmental Review	<input checked="" type="checkbox"/> Under Construction
<input type="checkbox"/> Design and/or Engineering	<input checked="" type="checkbox"/> Planning/Financing/Approval	<input type="checkbox"/> Completed

### Explanation of Activities this Quarter and Additional Notes

The selection of a consultant team for the project has been completed and their contract was approved by City Council. Work in the last quarter included negotiating with the selected consultant, coordinating with Caltrans for authorization to award the contract, compiling existing plans within the project's limits, and securing encroachment rights and documentation from Caltrans to begin preliminary engineering tasks. The City has also continued to coordination with Caltrans to ensure that the I-5 Richards Boulevard Interchange is optimized with other planned improvements on Interstate 5, including participation in the kick-off meeting for the I-5 Managed Lanes Project.

# Measure A Capital Projects Quarterly Status Report



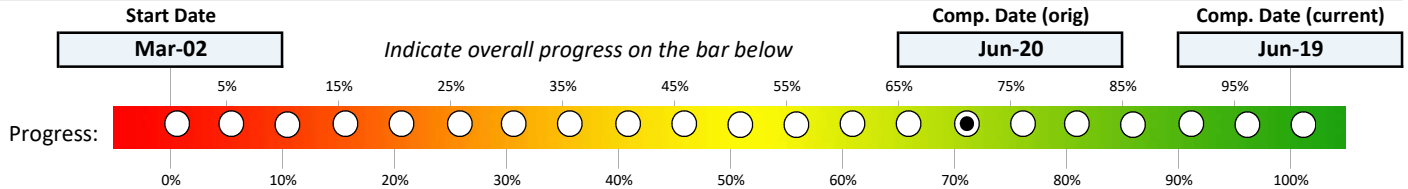
## PROJECT INFO

Quarter Ended:	<b>December 31, 2018</b>	Fiscal Year:	<b>2018/19</b>	Reporting Quarter:	<b>2</b>
Agency:	<b>Sacramento Regional Transit</b>	Project Mgr:	<b>Ed Scofield</b>		
		Contact Info:			
Project Name:	<b>Light Rail Transit (LRT) Extension to the Airport - (GreenLine LR Extension)</b>				
Sponsor Project ID Number:	<b>R321/R322/R327</b>	STA Project ID Number:	<b>A-41-RT</b>		
Original Est. Project Cost:	\$ <b>129,461,323.00</b>	Current Est. Project Cost:	\$ <b>130,362,176.00</b>		

## MEASURE A FUNDING

Previous Contract(s) Amount:	\$	<b>45,401,802.71</b>	Projected Spending	3Q:	\$	<b>311,117.00</b>
Previous Contract(s) Spending:	\$	<b>45,401,802.71</b>		4Q:	\$	<b>311,116.00</b>
Current Contract Amount:	\$	<b>622,232.73</b>		1Q:	\$	
Current Contract Spending:	\$	<b>-</b>		2Q:	\$	
Expended This Quarter:	\$	<b>-</b>	Measure A Funds Used for Local Match? <input type="checkbox"/> Yes <input type="checkbox"/> No			
Total Remaining:	\$	<b>622,232.73</b>				

## PROJECT STATUS



Current Status (as of last day of reporting quarter; check only one):

- |  |  |  |
|--|--|--|
| <input type="checkbox"/> Not Started               | <input type="checkbox"/> Right-of-Way Acquisition        | <input checked="" type="checkbox"/> Bidding and/or Contracting |
| <input type="checkbox"/> Pending or On-Hold        | <input checked="" type="checkbox"/> Environmental Review | <input type="checkbox"/> Under Construction                    |
| <input type="checkbox"/> Design and/or Engineering | <input type="checkbox"/> Planning/Financing/Approval     | <input type="checkbox"/> Completed                             |

Explanation of Activities this Quarter and Additional Notes

**SVS LOOP:** \$509,000 Measure A POF funds matching state Prop 1A funds for final design have been transferred instead to the DNA ("Downtown/Natomas/Airport") Environmental Analysis component of the project. The Prop 1A funds are to be backfilled by City of Sacramento funds. Design and construction of the SVS Loop is contingent on the Downtown Sac/West Sac Streetcar project moving forward. Currently the Streetcar project is on hold. In the event POF funds on the SVS Loop project cannot be spent by the 6/30/19 expiration date, they will be transferred back to the DNA project and spent down prior to 6/30/19. No POF funds will be spent on SVS Loop construction.

**DOWNTOWN/NATOMAS/AIRPORT ENVIRONMENTAL ANALYSIS :** \$509,000 POF funds from SVS Loop added to this project component. Continued progress on completing a draft EIS/EIR, expected to be available for internal review Feb. 2019. By summer of 2020, anticipating cooperating and participating agency and FTA review of ADEIS/EIR. POF funds to be spent by 6/30/19.

**BUDGET TO ACTUAL ANALYSIS**  
**STA General Fund**  
**Quarter Ending December 31, 2018 (accrual basis)**

**Revenue:**

FY 19 Budget	Expected Amount	Actual Amount	Expected/Actual Variance	Comments	
Sales Tax	\$129,372,000	\$64,686,000	\$69,006,631	\$4,320,631	Receipt of Q4 FY 2018 Sales Tax receipts delayed until FY 2019 because of issues at CDTFA, increasing the amount of revenue in FY 2019 by an undetermined amount
Mitigation Fees	6,000,000	-	30,000	30,000	Good
Interest	2,441,000	1,220,500	2,195,781	975,281	Swap interest revenue trending higher than expected because of interest rate increases.
<b>Total New Revenue</b>	<b>137,813,000</b>	<b>65,906,500</b>	<b>71,232,411</b>	<b>5,325,911</b>	See above
Beginning Fund Balance	42,092,740	42,092,740	46,696,725	4,603,985	Actual beginning fund balance is from audited financial statements
<b>Total Revenue and Beginning Fund Balance</b>	<b>\$179,905,740</b>	<b>\$107,999,240</b>	<b>\$117,929,136</b>	<b>\$9,929,896</b>	See above

**Appropriations:**

Ongoing allocations to Measure A Entities	\$102,061,296	\$51,030,648	\$54,415,190	\$3,384,542	Sales tax revenue is higher than expected so allocations are too
Capital Improvement Program	47,207,000	4,497,410	2,053,628	(2,443,782)	Expected per June 2018 capital status reports. Spending is much lower than expected because construction bids are coming in much higher than expected, delaying the start of construction.
<b>Total Appropriations</b>	<b>149,268,296</b>	<b>55,528,058</b>	<b>56,468,818</b>	<b>940,760</b>	Should see increased spending later in the fiscal year. see above

**Other Financing Sources (Uses):**

Transfers out (to the Debt Service Fund)	(22,300,000)	(11,150,000)	(11,774,458)	(624,458)	Good
<b>Total Financing Sources (Uses)</b>	<b>(22,300,000)</b>	<b>(11,150,000)</b>	<b>(11,774,458)</b>	<b>(624,458)</b>	see above
Ending Fund Balance	\$8,337,444	\$41,321,182	\$49,685,860	-	Cash balance \$41,514,685

**BUDGET TO ACTUAL ANALYSIS**  
**SacMetro Freeway Service Patrol (FSP)**  
**Quarter Ending December 31, 2018 (accrual basis)**

**Revenue:**

FY 19 Budget	Expected Amount	Actual Amount	Expected/Actual Variance	Comments	
State Allocation	\$1,199,457	-	-	-	State allocation is expected beginning in Q3
SB 1	790,542	-	-	-	SB 1 allocation is expected beginning in Q3
CVR-SAFE*	497,500	497,500	748,000	250,500	Budget reflects allocation reduced because of SB 1 funding
<b>Total Revenue</b>	2,487,499	497,500	748,000	250,500	See above
Beginning Fund Balance	638,581	638,581	331,181	(307,400)	Actual beginning fund balance is from the audited financial statements
<b>Total Revenue and Beginning Fund Balance</b>	\$3,126,080	\$1,136,081	\$1,079,181	(\$56,900)	See above

**Appropriations:**

Salaries and Benefits	\$139,346	\$69,673	\$63,269	(\$6,404)	Good
Overhead	58,593	14,648	9,306	(5,343)	Good
Conferences and Travel	1,100	550	475	(75)	Good
Communications	49,970	24,985	20,370	(4,615)	Good
Professional Services	-	-	-	-	Charges expected beginning in Q3
Other Operating Expenditures	3,750	1,875	713	(1,162)	Good
Contractors	2,020,265	1,010,133	796,204	(213,928)	FSP vendor lost portion of contract, reducing costs in Q2
<b>Total Appropriations</b>	2,273,024	1,121,864	890,337	(231,527)	See above
Ending Fund Balance	\$853,056	\$14,217	\$188,844	-	Cash balance \$264,441

**BUDGET TO ACTUAL ANALYSIS**  
**Sacramento Abandoned Vehicle Service Authority (SAVSA)**  
**Quarter Ending December 31, 2018 (accrual basis)**

	FY 19 Budget	Expected Amount	Actual Amount	Expected/Actual Variance	Comments
<b>Revenue:</b>					
Vehicle License Fees	\$1,258,677	\$329,794	\$329,794	-	Good
Interest	400	100	702	602	Rising interest rates and increased fund balance provided more interest revenue than projected
<b>Total Revenue</b>	1,259,077	329,894	330,496	\$602	See above
Beginning Fund Balance	-	-	160,919		Actual beginning fund balance is from audited financial statements
<b>Total Revenue and Beginning Fund Balance</b>	\$1,259,077	\$329,894	\$491,415	-	
<b>Appropriations:</b>					
Contributions to SAVSA Entities	\$1,231,473	\$324,377	\$324,377	-	Good
Salaries and Overhead	27,604	6,901	5,416	(1,485)	Good
<b>Total Appropriations</b>	1,259,077	331,278	329,794	(1,485)	See above
Ending Fund Balance	-	(\$1,385)	\$161,621	-	Cash balance \$205,774

**BUDGET TO ACTUAL ANALYSIS**  
**STA Administration**  
**Quarter Ending December 31, 2018 (accrual basis)**

**Revenue:**

FY 19 Budget	Expected Amount	Actual Amount	Expected/Actual Variance	Comments	
Sales Tax	\$952,699	\$476,350	\$508,259	\$31,909	Good
Other	1,500	375	29	(346)	Checking account interest rate very low and low cash balance
<b>Total New Revenue</b>	954,199	476,725	508,288	31,563	See above
Beginning Fund Balance	465,766	465,766	664,031	198,265	Actual beginning fund balance is from audited financial statements
<b>Total Revenue and Beginning Fund Balance</b>	\$1,419,965	\$942,491	\$1,172,319	\$229,828	See above

**Appropriations:**

Salaries and Benefits	\$400,736	\$200,368	\$190,768	(\$9,600)	Expected staff COLA did not materialize until late in Q2
CalPERS Unfunded Liability	52,010	52,010	70,306	18,296	Actual amount will be less when a portion of the cost is allocated to FSP and SAVSA in Q3
Rent	24,467	12,234	10,800	(1,434)	Good
Conferences and Travel	6,000	3,000	1,457	(1,543)	Good
Insurance	14,547	7,273.50	5,751	(1,523)	Good
Professional Services	354,400	31,540	31,540	-	Most charges will come later in the fiscal year when the outreach consultant begins billing
ITOC	113,000	588	588	-	Charges for the fiscal audit will be incurred in Q3
Other Operating Expenditures	16,000	8,000	7,139	(861)	Good
<b>Total Appropriations</b>	981,160	315,013	318,349	3,336	see above
Ending Fund Balance	\$438,805	\$627,477	\$853,970	-	Cash balance \$683,064

## MEASURE A PROGRAM PERFORMANCE AUDIT

### **GOAL 1. DETERMINE COMPLIANCE WITH THE MEASURE A ORDINANCE**

#### **1. MEASURE A REVENUE DISTRIBUTION**

Objective: Determine if the distribution of Measure A revenues is in accordance with the voter-approved expenditure plan

#### **2. ELIGIBILITY OF CAPITAL PROGRAM EXPENDITURES**

Objective: Determine if all capital project expenditures meet eligibility criteria

Objective: Determine if contract awards agree with total project expenditures

#### **3. INDEPENDENT TAXPAYER OVERSIGHT COMMITTEE (ITOC)**

Objective: Determine if the ITOC is operating in compliance with the Ordinance?

#### **4. ESTABLISHMENT OF THE SACRAMENTO COUNTYWIDE TRANSPORTATION MITIGATION FEE PROGRAM (SCTMFP)**

Objective: Confirm that each local agency established an impact fee program in compliance with the Ordinance

#### **5. ADMINISTRATION EXPENSES**

Objective: Verify that administration allocations and expenditures are limited to 0.75 percent of sales tax revenue as required under the Ordinance

#### **6. MAINTENANCE OF EFFORT**

Objective: Determine if Measure A funds were used to match other funding sources

Objective: Create a summary of each funding source and amount for a sample of capital projects

#### **7. INTERNAL CONTROLS OVER PROCUREMENT**

Objective: Evaluate internal controls over payment processing to determine if there are any deficiencies in the design of the internal control environment

### **GOAL 2: PROGRAM REVENUE AND BOND FINANCING**

#### **8. MEASURE A SALES TAX REVENUES**

Objective: Document the process for developing revenue projections and make recommendations for process improvements

## **9. SCTMFP REVENUES**

Objective: Document the process for developing revenue projections and make recommendations for process improvements

## **10. BOND ISSUANCE**

Objective: Document when bonds were issued and expended in relation to capital program needs

## **11. FISCAL AND PERFORMANCE AUDITS AND ANNUAL BUDGETS**

Objective: Determine if timely annual fiscal audits were performed as required by the Ordinance

Objective: Determine if timely annual budgets were approved by the Board

## **GOAL 3: ASSESS PROGRAM EFFECTIVENESS**

### **12. DOCUMENTATION OF PROGRAM MANAGEMENT PROCEDURES**

Objective: Document the Authority's strategies to maximize funding and reduce program costs

Objective: Document project status reporting and the status of each project in the voter-approved expenditure plan

### **13. ACCOMPLISHMENTS DURING THE FIRST TEN YEARS**

Objective: Document the program's actual accomplishments during the first ten years in comparison to anticipated accomplishments