



AGENDA

Independent Taxpayer Oversight Committee (ITOC)

November 30, 2017 – 4:30 PM

700 H Street – Suite 1487 • Sacramento, California 95814

Voting Members:	Joan Borucki, Chair Maureen Daly Pascoe Beth Tincher
Ex-Officio Members:	Robert Holderness (STA Governing Board Chair designee) Joyce Renison (Sacramento County Auditor-Controller designee) Norman Hom - STA Executive Director
Staff:	Tim Jones, STA Accounting/Finance Manager

1. Call to order
2. Approve minutes from October 26, 2017 ITOC meeting
3. Update on the Performance Standards review
4. Capital Project Status Reports for the first quarter of FY 2018
5. Ongoing Measure A revenue and expenditure summary for the first quarter of FY 2018
6. Update June 30, 2017 Financial Audit.
7. Comments from the public

Agenda Item #2

Meeting Minutes

To: ITOC Committee Members

From: Tim Jones, Accounting/Finance Manager and ITOC Staff

Date: November 30, 2017

Re: October 26, 2017 ITOC Meeting Minutes

Attendees:

Joan Borucki – Chair, Maureen Daly Pascoe, Beth Tincher – voting members

Joyce Renison (absent), Robert Holderness and Norman Hom – ex-officio members

Meeting called to order at 4 pm and adjourned at 5:15 pm

Agenda Item #2

- Reviewed and approved the September 28, 2017 meeting minutes. Joan suggested one addition – that the ITOC will be updating the Performance Guidelines prior to initiating the RFI/RFP process for a performance audit.

Agenda Item #3

- Presented and discussed the long-term revenue projections which led to a discussion about cash flows and upcoming capital projects.

Agenda Item #4

- Beth presented a clean version of the updated Functional Guidelines. Very minor additional editorial changes agreed to. With those changes, everyone agreed that the document is ready for presentation during the December Board meeting. The final version will be forwarded to staff well in advance of the Board meeting.

Agenda Item #5

- In preparation for the upcoming capital project contract cycle beginning in July 2018, ITOC would like a representative(s) from each agency expected to receive funding to represent

upcoming projects to determine each project's readiness for requested funding. It was agreed that staff would invite the agency with the largest expected allocation as the first to present. Order of presentation – City of Sacramento, County of Sacramento, Caltrans, and the City of Citrus Heights.

Agenda Item #6

- Updating the Performance Guidelines will begin in November with anticipated completion and presentation to the Board for approval in the first quarter of 2018.

Agenda Item #7

- No members of the public in attendance.

Measure A Capital Projects Quarterly Status Report



PROJECT INFO

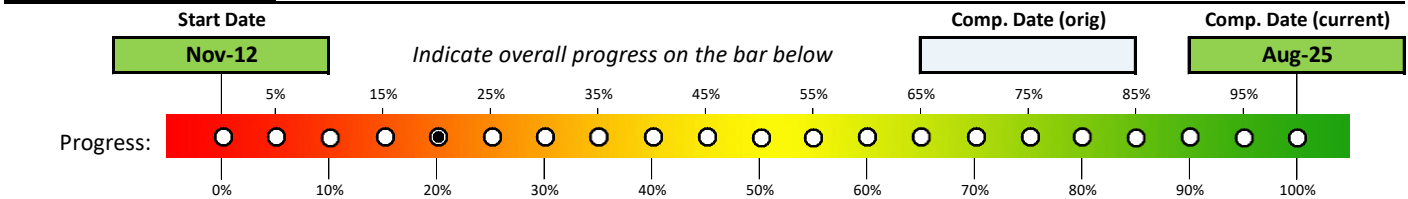
Quarter Ended:	September 30, 2017	Fiscal Year:	2017/18	Reporting Quarter:	1
Agency:	California Department of Transportation	Project Mgr:	N. Sutha Suthahar		
		Contact Info:	530-741-5408		
Project Name:	US Highway 50 Bus & Carpool Lanes - phase 2				
Sponsor Project ID Number:	03-3F360	STA Project ID Number:	A-47-CT		
Original Est. Project Cost:	\$ 68,315,000.00	Current Est. Project Cost:	\$ 147,480,000.00		

MEASURE A FUNDING

Total Measure A Funding:	\$	15,945,604.00	Projected Spending	2Q:	\$	800,000.00
Current Contract Amount:	\$	12,055,031.21		3Q:	\$	800,000.00
Total Previously Expended:	\$	11,622,513.21		4Q:	\$	400,000.00
Expended This Quarter:	\$	675,329.13		1Q:	\$	400,000.00
Total Remaining:	\$	3,647,761.66				

Measure A Funds Used for Local Match? Yes No

PROJECT STATUS



Current Status (as of last day of reporting quarter; check only one):

- | | | |
|---|--|---|
| <input type="checkbox"/> Not Started | <input type="checkbox"/> Right-of-Way Acquisition | <input type="checkbox"/> Bidding and/or Contracting |
| <input type="checkbox"/> Pending or On-Hold | <input type="checkbox"/> Environmental Review | <input type="checkbox"/> Under Construction |
| <input checked="" type="checkbox"/> Design and/or Engineering | <input type="checkbox"/> Planning/Financing/Approval | <input type="checkbox"/> Completed |

Explanation of Activities this Quarter and Additional Notes

-Foundation design plans were developed in support of the bridge design for the 12 bridge widenings.
 -Coordination continued with City of Sacramento on the air lease space leased property driveway design, and lighting for the bridge widening that include safety lighting for pedestrians, bus stops, parking, and aesthetic lighting for the Southside Park Viaduct "Bright Underbelly" mural.
 -Bridge, roadway and electrical design continued in this quarter.
 -Coordination continued with Union Pacific Rail Road and Sacramento Regional Transit to relocate the utility conflicts identified in this project.

Measure A Capital Projects Quarterly Status Report



PROJECT INFO

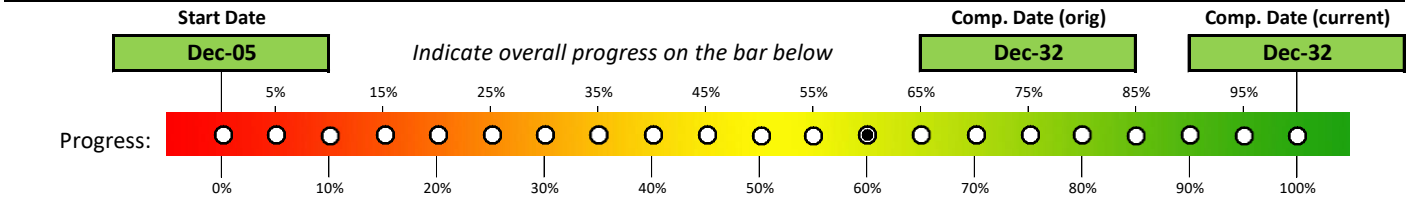
Quarter Ended:	September 30, 2017	Fiscal Year:	2017/18	Reporting Quarter:	1
Agency:	California Department of Transportation	Project Mgr:	N. Sutha Suthahar		
		Contact Info:	530-741-5408		
Project Name:	Interstate 5 Bus & Carpool Lanes				
Sponsor Project ID Number:	03-3C000 and 03-3C001	STA Project ID Number:	A-45-CT		
Original Est. Project Cost:	\$ 188,479,000.00	Current Est. Project Cost:	\$ 125,530,000.00		

MEASURE A FUNDING

Total Measure A Funding:	\$	188,479,000.00	Projected Spending			2Q:	\$	
Current Contract Amount:	\$			3Q:	\$			
Total Previously Expended:	\$	3,185,464.00		4Q:	\$			
Expended This Quarter:	\$			1Q:	\$			
Total Remaining:	\$	185,293,536.00						

Measure A Funds Used for Local Match? Yes No

PROJECT STATUS



Current Status (as of last day of reporting quarter; check only one):

- | | | |
|---|--|---|
| <input type="checkbox"/> Not Started | <input type="checkbox"/> Right-of-Way Acquisition | <input type="checkbox"/> Bidding and/or Contracting |
| <input type="checkbox"/> Pending or On-Hold | <input type="checkbox"/> Environmental Review | <input type="checkbox"/> Under Construction |
| <input checked="" type="checkbox"/> Design and/or Engineering | <input type="checkbox"/> Planning/Financing/Approval | <input type="checkbox"/> Completed |

Explanation of Activities this Quarter and Additional Notes

Sacramento Area Council of Governments (SACOG) is currently funding the design and right-of-way work using the federal Congestion Mitigation and Air Quality (CMAQ) program. The design work is expected to be completed by January 2018. A funding request has been submitted to STA to advance \$30 million of the future funding to construct the HOV lanes at the same time as the I-5 Rehabilitation project which is funded by State Highway Operation and Protection Program (SHOPP). STA has future allocations planned beginning in the 2022/23 Fiscal Year to fund the construction of this project. By combining these two projects, the overall cost to complete the HOV lanes will be less and the HOV lanes can be opened years earlier. Combining the projects will reduce the waste of tax payer resources needed for administering two separate construction contracts with similar limits of work one after the other. This combination of projects will also reduce the public perception of being in construction for a long time and provide congestion relief as early as possible.

In addition to the Measure A Funds, Caltrans District 3 is looking for opportunities to get State funds from the SB1 Gas/Diesel Tax programs like Congested Corridor Relief Program and Trade Corridor Enhancement Program.

Measure A Capital Projects Quarterly Status Report



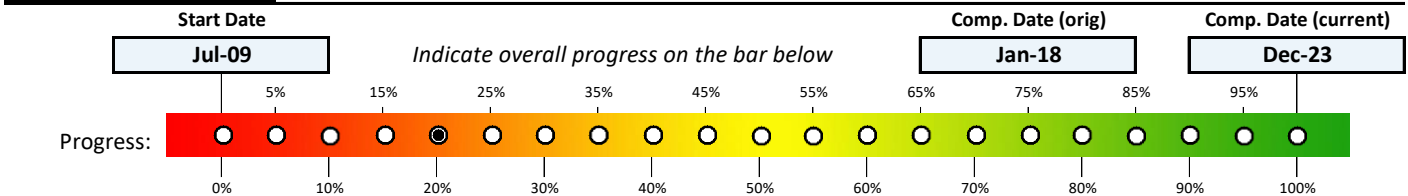
PROJECT INFO

Quarter Ended:	September 30, 2017	Fiscal Year:	2017/18	Reporting Quarter:	1
Agency:	County of Sacramento	Project Mgr:	John Jaeger, Senior Civil Engineer		
		Contact Info:	(916) 874-6291		
Project Name:	Hazel Avenue Improvements – US Highway 50 to Folsom Blvd				
Sponsor Project ID Number:	STRL41	STA Project ID Number:	A-23-SC		
Original Est. Project Cost:	\$ 61,268,182.00	Current Est. Project Cost:	\$ 82,735,257.00		

MEASURE A FUNDING

Total Measure A Funding:	\$	13,486,000.00	Projected Spending	2Q:	\$	100,000.00
Current Contract Amount:	\$	3,158,702.28		3Q:	\$	100,000.00
Total Previously Expended:	\$	1,410,689.59		4Q:	\$	100,000.00
Expended This Quarter:	\$	47,897.97		1Q:	\$	100,000.00
Total Remaining:	\$	12,027,412.44				
Measure A Funds Used for Local Match? <input checked="" type="checkbox"/> Yes <input type="checkbox"/> No						

PROJECT STATUS



Current Status (as of last day of reporting quarter; check only one):

- | | | |
|---|--|---|
| <input type="checkbox"/> Not Started | <input type="checkbox"/> Right-of-Way Acquisition | <input type="checkbox"/> Bidding and/or Contracting |
| <input type="checkbox"/> Pending or On-Hold | <input checked="" type="checkbox"/> Environmental Review | <input type="checkbox"/> Under Construction |
| <input checked="" type="checkbox"/> Design and/or Engineering | <input type="checkbox"/> Planning/Financing/Approval | <input type="checkbox"/> Completed |

Explanation of Activities this Quarter and Additional Notes

The following Technical Studies were submitted to Caltrans environmental:

- Revised Air Quality Study Report
- Revised Natural Environment Study
- Visual Impact Assessment
- Coordinated with State Parks for Section 4(f)
- Continued work on Draft EIR/EA
- Continued work on Project Report

The following Technical Studies were approved by Caltrans environmental:

- Location Hydraulic Study Approved 6/26
- Air Quality Study Report Approved 9/6
- Noise Abatement Decision Report Approved 9/6

Measure A Capital Projects Quarterly Status Report



PROJECT INFO

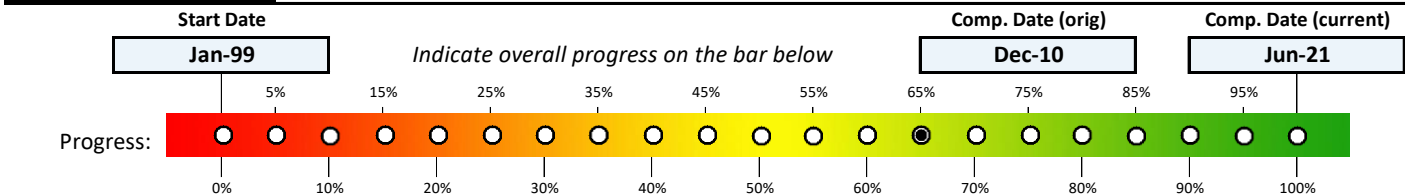
Quarter Ended:	September 30, 2017	Fiscal Year:	2017/18	Reporting Quarter:	1
Agency:	County of Sacramento	Project Mgr:	Stephen White, Principal Civil Engineer		
		Contact Info:	(916) 874-6291		
Project Name:	Hazel Avenue Improvements, Phase 1 – US Highway 50 to Madison Avenue				
Sponsor Project ID Number:	ST0XCC;ST0XCJ;DV2L43;STRL43	STA Project ID Number:	A-22-SC		
Original Est. Project Cost:	\$ 79,292,680.00	Current Est. Project Cost:	\$ 110,000,000.00		

MEASURE A FUNDING

Total Measure A Funding:	\$	33,999,044.23	Projected Spending		2Q:	\$	
Current Contract Amount:	\$	3,500,000.00		3Q:	\$		
Total Previously Expended:	\$	33,999,044.23		4Q:	\$		
Expended This Quarter:	\$	-		1Q:	\$		
Total Remaining:	\$	-					

Measure A Funds Used for Local Match? Yes No

PROJECT STATUS



Current Status (as of last day of reporting quarter; check only one):

- | | | |
|--|---|--|
| <input type="checkbox"/> Not Started | <input checked="" type="checkbox"/> Right-of-Way Acquisition | <input type="checkbox"/> Bidding and/or Contracting |
| <input type="checkbox"/> Pending or On-Hold | <input type="checkbox"/> Environmental Review | <input checked="" type="checkbox"/> Under Construction |
| <input type="checkbox"/> Design and/or Engineering | <input checked="" type="checkbox"/> Planning/Financing/Approval | <input type="checkbox"/> Completed |

Explanation of Activities this Quarter and Additional Notes

Hazel Avenue Widening Phase 2, Curragh Downs Drive to Sunset Avenue - Currently under construction and tentatively scheduled for completion in June 2018.

Hazel Avenue Widening Phase 3: Sunset Avenue to Madison Avenue - Currently in the acquisition phase. Construction is scheduled to begin in December 2019 with completion in June 2021.

Measure A Capital Projects Quarterly Status Report



PROJECT INFO

Quarter Ended: **September 30, 2017** Fiscal Year: **2017/18** Reporting Quarter: **1**

Agency: **County of Sacramento** Project Mgr: **Stephen White, Principal Civil Engineer**
 Contact Info: **(916)874-6291**

Project Name: **Madison Avenue Improvements, Phase 1 – Sunrise Blvd to Hazel Avenue**

Sponsor Project ID Number: **STOXAG** STA Project ID Number: **A-24-SC**

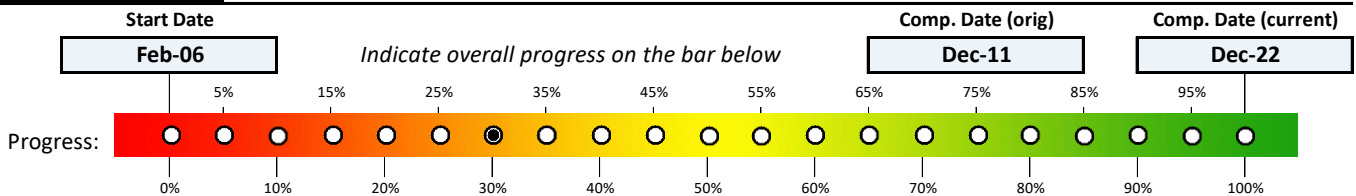
Original Est. Project Cost: \$ **19,929,143.00** Current Est. Project Cost: \$ **28,872,280.00**

MEASURE A FUNDING

Total Measure A Funding:	\$	10,724,105.96	Projected Spending	2Q:	\$	50,000.00
Current Contract Amount:	\$	3,200,000.00		3Q:	\$	50,000.00
Total Previously Expended:	\$	1,157,104.10		4Q:	\$	50,000.00
Expended This Quarter:	\$	31,299.24		1Q:	\$	50,000.00
Total Remaining:	\$	9,535,702.62				

Measure A Funds Used for Local Match? Yes No

PROJECT STATUS



Current Status (as of last day of reporting quarter; check only one):

- | | | |
|--|--|---|
| <input type="checkbox"/> Not Started | <input type="checkbox"/> Right-of-Way Acquisition | <input type="checkbox"/> Bidding and/or Contracting |
| <input type="checkbox"/> Pending or On-Hold | <input checked="" type="checkbox"/> Environmental Review | <input type="checkbox"/> Under Construction |
| <input type="checkbox"/> Design and/or Engineering | <input type="checkbox"/> Planning/Financing/Approval | <input type="checkbox"/> Completed |

Explanation of Activities this Quarter and Additional Notes

Currently in the environmental review stage and considering design alternatives.

Measure A Capital Projects Quarterly Status Report



PROJECT INFO

Quarter Ended: **September 30, 2017** Fiscal Year: **2017/18** Reporting Quarter: **1**

Agency: **County of Sacramento** Project Mgr: **John Jaeger, Senior Civil Engineer**
 Contact Info: **(916) 874-6291**

Project Name: **South Watt Avenue/Elk Grove-Florin Road Improvements, Phase 1 – Florin Road to State Route 16**

Sponsor Project ID Number: **ST0XDG** STA Project ID Number: **A-27-SC**

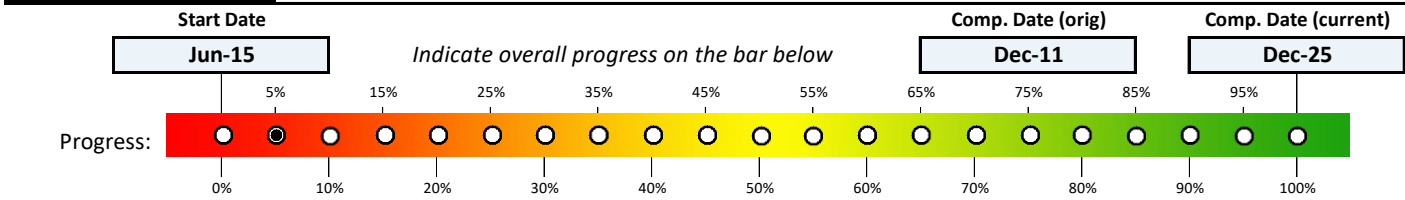
Original Est. Project Cost: \$ **10,873,412.00** Current Est. Project Cost: \$ **30,182,360.00**

MEASURE A FUNDING

Total Measure A Funding:	\$	10,208,306.96	Projected Spending	2Q:	\$	50,000.00
Current Contract Amount:	\$	7,500,000.00		3Q:	\$	50,000.00
Total Previously Expended:	\$	2,979,977.86		4Q:	\$	50,000.00
Expended This Quarter:	\$	36,940.86		1Q:	\$	50,000.00
Total Remaining:	\$	7,191,388.24				

Measure A Funds Used for Local Match? Yes No

PROJECT STATUS



Current Status (as of last day of reporting quarter; check only one):

<input type="checkbox"/> Not Started	<input type="checkbox"/> Right-of-Way Acquisition	<input type="checkbox"/> Bidding and/or Contracting
<input type="checkbox"/> Pending or On-Hold	<input type="checkbox"/> Environmental Review	<input type="checkbox"/> Under Construction
<input checked="" type="checkbox"/> Design and/or Engineering	<input type="checkbox"/> Planning/Financing/Approval	<input type="checkbox"/> Completed

Explanation of Activities this Quarter and Additional Notes

Project is currently in the preliminary phase of work. Base survey data was delivered and is being reviewed for accuracy and completeness.

Measure A Capital Projects Quarterly Status Report



PROJECT INFO

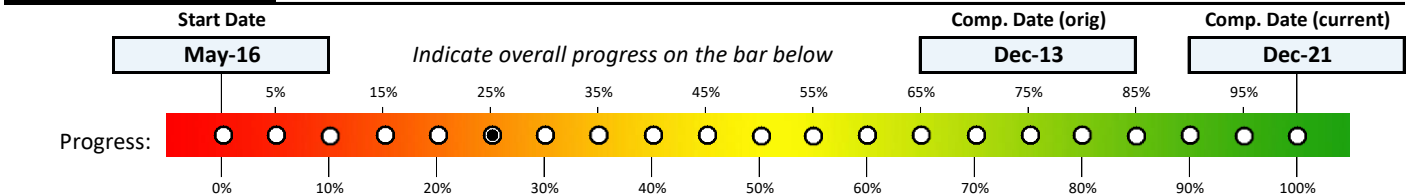
Quarter Ended:	September 30, 2017	Fiscal Year:	2017/18	Reporting Quarter:	1
Agency:	County of Sacramento	Project Mgr:	Stephen White, Principal Civil Engineer		
		Contact Info:	(916) 874-6291		
Project Name:	Watt Avenue Improvements – Antelope Road to Business Interstate 80				
Sponsor Project ID Number:	STOXDN	STA Project ID Number:	A-37-SC		
Original Est. Project Cost:	\$ 40,825,817.00	Current Est. Project Cost:	\$ 40,825,817.00		

MEASURE A FUNDING

Total Measure A Funding:	\$	17,484,000.00	Projected Spending	2Q:	\$	30,000.00
Current Contract Amount:	\$	1,000,000.00		3Q:	\$	30,000.00
Total Previously Expended:	\$	222,233.51		4Q:	\$	30,000.00
Expended This Quarter:	\$	11,216.55		1Q:	\$	30,000.00
Total Remaining:	\$	17,250,549.94				

Measure A Funds Used for Local Match? Yes No

PROJECT STATUS



Current Status (as of last day of reporting quarter; check only one):

- | | | |
|---|--|---|
| <input type="checkbox"/> Not Started | <input type="checkbox"/> Right-of-Way Acquisition | <input type="checkbox"/> Bidding and/or Contracting |
| <input type="checkbox"/> Pending or On-Hold | <input checked="" type="checkbox"/> Environmental Review | <input type="checkbox"/> Under Construction |
| <input checked="" type="checkbox"/> Design and/or Engineering | <input type="checkbox"/> Planning/Financing/Approval | <input type="checkbox"/> Completed |

Explanation of Activities this Quarter and Additional Notes

Project improvements on this corridor are for a segment of Watt Avenue from Orange Grove Avenue to Roseville Road. This project proposes to evaluate and coordinate design alternatives for a complete streets that will include sidewalk infill, Americans With Disabilities Act (ADA) improvements (curb ramps and bus stops), Class II bike lanes and street enhancements. Currently, the project is in the preliminary design phase of work. Request for environmental review to be submitted within the next few months.

Measure A Capital Projects Quarterly Status Report



PROJECT INFO

Quarter Ended: **September 30, 2017** Fiscal Year: **2017/18** Reporting Quarter: **1**

Agency: **Cosumnes River Open Space Preserve** Project Mgr: **Derek Minnema**
Contact Info:

Project Name: **Capital SouthEast Connector**

Sponsor Project ID Number: **N/A** STA Project ID Number: **A-16-JP**

Original Est. Project Cost: \$ **15,000,000** Current Est. Project Cost: \$ **15,000,000**

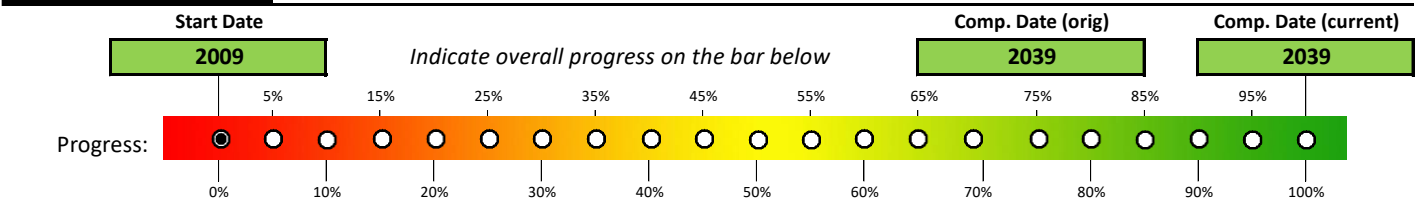
MEASURE A FUNDING

Total Measure A Funding:	\$ 15,000,000	Projected Spending	2Q:	\$ 2,000,000
Total Previously Expended:	\$ -		3Q:	\$
Expended This Quarter:	\$ -		4Q:	\$
Total Remaining:	\$ 15,000,000		1Q:	\$

1 yr worth beyond date above

Measure A Funds Used for Local Match? Yes No

PROJECT STATUS



Current Status (as of last day of reporting quarter; check only one):

- Not Started
- Right-of-Way Acquisition
- Bidding and/or Contracting
- Pending or On-Hold
- Environmental Review
- Under Construction
- Design and/or Engineering
- Planning/Financing/Approval
- Completed

Explanation of Activities this Quarter and Additional Notes

There is no activity this quarter, however the Connector JPA will request an amendment to the contract with STA to clarify the use of mitigation funds and to request the ability to use \$2million in Open Space Preserve funds at the JPA board meeting in December 2017.



Measure A Capital Projects Quarterly Status Report

PROJECT INFO

Quarter Ended:	September 30, 2017	Fiscal Year:	2017/18	Reporting Quarter:	1
Agency:	Capital SouthEast Connector JPA	Project Mgr:	Derek Minnema		
		Contact Info:	MinnemaD@ConnectorJPA.net		
Project Name:	Capital SouthEast Connector				
Sponsor Project ID Number:	N/A	STA Project ID Number:	A-16-JP		
Original Est. Project Cost:	\$ 1,006,014,000 ¹	Current Est. Project Cost ² :	\$ 588,190,000		

MEASURE A FUNDING

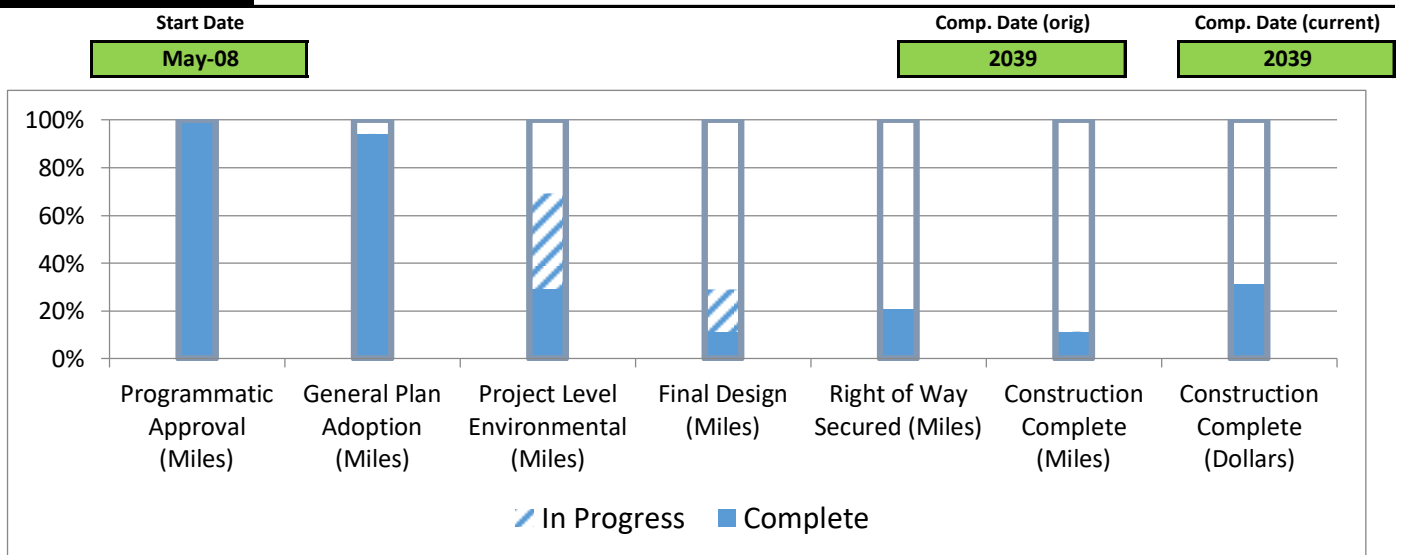
Total Measure A Funding:	\$ 104,000,000 ³	Projected Spending	2Q:	\$ 825,000
Previous Contract Expenses:	\$ 12,531,718 ⁴		3Q:	\$ 4,000,000
Current STA Contract Amount:	\$ 25,640,000 ⁵		4Q:	\$ 4,000,000
Prev Exp Under Current Contract	\$ 5,136,943		1Q:	\$ 2,000,000
Expended This Quarter:	\$ 473,408			
Remaining in Contract:	\$ 20,029,649			
TOTAL Remain Meas A Funds	\$ 85,857,931			

Measure A Funds Used for Local Match? Yes No

Footnotes:

- 1) The original estimated cost is from the 2008 SACOG MTP
- 2) Current estimate is for "Phase 1" improvements only
- 3) Total Measure A funding does not include Measure A funds for Connector improvements by local agencies, nor does it include Expenditure Plan \$15m Mitigation Earmark
- 4) Through FY 2015
- 5) Contract FY 2016 thru FY 2018

PROJECT STATUS



Measure A Capital Projects Quarterly Status Report



PROJECT INFO

Quarter Ended: **September 30, 2017** Fiscal Year: **2017/18** Reporting Quarter: **1**

Agency: **City of Rancho Cordova** Project Mgr: **Chris Boyer**

Contact Info: cboyer@cityofranhocordova.org

Project Name: **Folsom Blvd Improvements – Bradshaw Road to Sunrise Blvd**

Sponsor Project ID Number: STA Project ID Number: **A-14-RC**

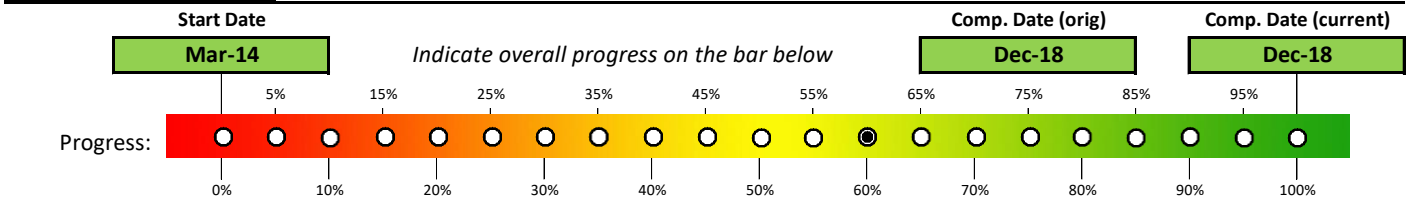
Original Est. Project Cost: \$ **10,155,200.00** Current Est. Project Cost: \$ **13,129,135.00**

MEASURE A FUNDING

Total Measure A Funding:	\$	5,270,000.00	Projected Spending	2Q:	\$	250,000.00
Current Contract Amount:	\$	5,270,000.00		3Q:	\$	450,000.00
Total Previously Expended:	\$	1,057,163.57		4Q:	\$	1,000,000.00
Expended This Quarter:	\$	93,056.84		1Q:	\$	1,000,000.00
Total Remaining:	\$	4,119,779.59				

Measure A Funds Used for Local Match? Yes No

PROJECT STATUS



Current Status (as of last day of reporting quarter; check only one):

- Not Started
- Pending or On-Hold
- Design and/or Engineering
- Right-of-Way Acquisition
- Environmental Review
- Planning/Financing/Approval
- Bidding and/or Contracting
- Under Construction
- Completed

Explanation of Activities this Quarter and Additional Notes

We have been waiting for approval for an E-76 on the Folsom 4 project. We will have to wait until after October to receive Federal funding for construction of Folsom 4. Folsom 5 is still under design. We are working on obtaining ROW certification for the project. We expect construction to start mid 2018.

Measure A Capital Projects Quarterly Status Report



PROJECT INFO

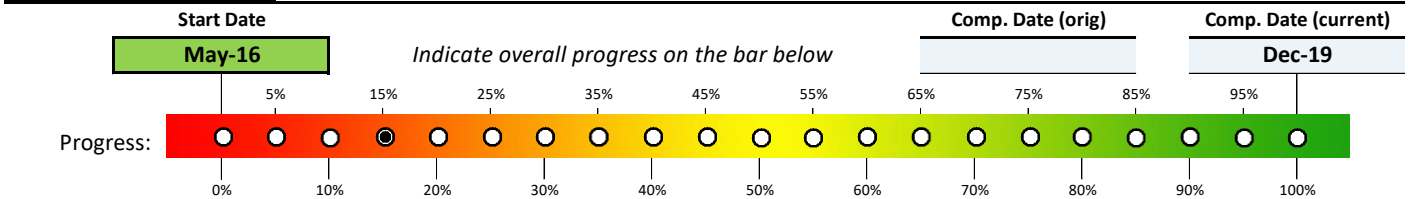
Quarter Ended:	September 30, 2017	Fiscal Year:	2017/18	Reporting Quarter:	1
Agency:	City of Rancho Cordova	Project Mgr:	Ben Chan		
		Contact Info:	bchan@cityofranhocordova.org		
Project Name:	Sunrise Blvd – Gold Country Road to Jackson Road				
Sponsor Project ID Number:	CP15-2145	STA Project ID Number:	A-32-RC		
Original Est. Project Cost:	\$ 4,035,000.00	Current Est. Project Cost:	\$ 1,899,000.00		

MEASURE A FUNDING

Total Measure A Funding:	\$	1,899,000.00	Projected Spending	2Q:	\$	15,000.00
Current Contract Amount:	\$	1,899,000.00		3Q:	\$	50,000.00
Total Previously Expended:	\$	28,388.51		4Q:	\$	100,000.00
Expended This Quarter:	\$	282.08		1Q:	\$	350,000.00
Total Remaining:	\$	1,870,329.41				

Measure A Funds Used for Local Match? Yes No

PROJECT STATUS



Current Status (as of last day of reporting quarter; check only one):

- | | | |
|--|--|---|
| <input type="checkbox"/> Not Started | <input type="checkbox"/> Right-of-Way Acquisition | <input type="checkbox"/> Bidding and/or Contracting |
| <input checked="" type="checkbox"/> Pending or On-Hold | <input type="checkbox"/> Environmental Review | <input type="checkbox"/> Under Construction |
| <input type="checkbox"/> Design and/or Engineering | <input type="checkbox"/> Planning/Financing/Approval | <input type="checkbox"/> Completed |

Explanation of Activities this Quarter and Additional Notes

Project is anticipated to begin design/engineering in Quarter 2 of 2017/18.

Measure A Capital Projects Quarterly Status Report



PROJECT INFO

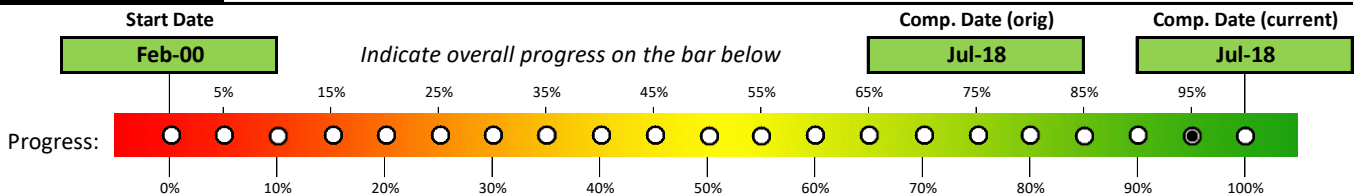
Quarter Ended:	September 30, 2017	Fiscal Year:	2017/18	Reporting Quarter:	1
Agency:	City of Sacramento	Project Mgr:	Nader Kamal, Supervising Engineer		
		Contact Info:	916-808-7035		
Project Name:	Interstate 5/Consumnes River Blvd Interchange				
Sponsor Project ID Number:	T15018000	STA Project ID Number:	A-49-CS		
Original Est. Project Cost:	\$ 10,204,000.00	Current Est. Project Cost:	\$ 10,204,000.00		

MEASURE A FUNDING

Total Measure A Funding:	\$	8,588,138.00	Projected Spending	2Q:	\$	
Current Contract Amount:	\$	8,588,138.00		3Q:	\$	
Total Previously Expended:	\$	8,588,138.00		4Q:	\$	
Expended This Quarter:	\$			1Q:	\$	
Total Remaining:	\$	-				

Measure A Funds Used for Local Match? Yes No

PROJECT STATUS



Current Status (as of last day of reporting quarter; check only one):

- | | | |
|--|--|---|
| <input type="checkbox"/> Not Started | <input type="checkbox"/> Right-of-Way Acquisition | <input type="checkbox"/> Bidding and/or Contracting |
| <input type="checkbox"/> Pending or On-Hold | <input type="checkbox"/> Environmental Review | <input type="checkbox"/> Under Construction |
| <input type="checkbox"/> Design and/or Engineering | <input type="checkbox"/> Planning/Financing/Approval | <input checked="" type="checkbox"/> Completed |

Explanation of Activities this Quarter and Additional Notes

Working on closing this project. STA approved to move the cosumnes remaining balance \$1,615,862 to Richards project.

Measure A Capital Projects Quarterly Status Report



PROJECT INFO

Quarter Ended: **September 30, 2017** Fiscal Year: **2017/18** Reporting Quarter: **1**

Agency: **City of Sacramento** Project Mgr: **Greg Taylor, Supervising Architect**
Contact Info: **916-808-5268**

Project Name: **Downtown Intermodal Facility**

Sponsor Project ID Number: **T15029000** STA Project ID Number: **A-38-CS**

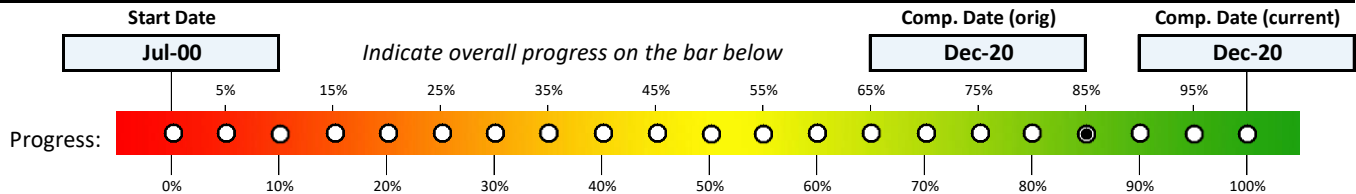
Original Est. Project Cost: \$ **200,000,000.00** Current Est. Project Cost: \$ **200,000,000.00**

MEASURE A FUNDING

Total Measure A Funding:	\$	103,940,000.00	Projected Spending	2Q:	\$	500,000.00
Current Contract Amount:	\$	19,823,000.00		3Q:	\$	500,000.00
Total Previously Expended:	\$	77,117,976.10		4Q:	\$	500,000.00
Expended This Quarter:	\$	1,741,212.27		1Q:	\$	500,000.00
Total Remaining:	\$	25,080,811.63				

Measure A Funds Used for Local Match? Yes No

PROJECT STATUS



Current Status (as of last day of reporting quarter; check only one):

- | | | |
|--|---|--|
| <input type="checkbox"/> Not Started | <input type="checkbox"/> Right-of-Way Acquisition | <input checked="" type="checkbox"/> Bidding and/or Contracting |
| <input type="checkbox"/> Pending or On-Hold | <input type="checkbox"/> Environmental Review | <input checked="" type="checkbox"/> Under Construction |
| <input type="checkbox"/> Design and/or Engineering | <input checked="" type="checkbox"/> Planning/Financing/Approval | <input type="checkbox"/> Completed |

Explanation of Activities this Quarter and Additional Notes

Activities: In the period of July 1 through September 30, activities for the Intermodal project included the following:
Final Change Order and Final Payment to Phase 2 Contractor and Construction Management consultant;
Consultant fees for Phase 2 Building systems commissioning;
Architectural consultant fees and city management labor for common area improvements in the station to provide additional security and building operation functionality;
Installation of Building Security and Monitoring systems;
Phase 3 Intermodal planning consultant fees and city staff administrative and management costs.
EV Car Share construction, management, and administration;
Overall City Management and Administration Labor for Intermodal projects.

Note: Phase 1- Construction completed. Phase 2 - Construction in progress. Phase 3 - Planning in progress.
We don't expect to fully expend the current contract by June 30,2018. Contract extension may be needed.

Measure A Capital Projects Quarterly Status Report



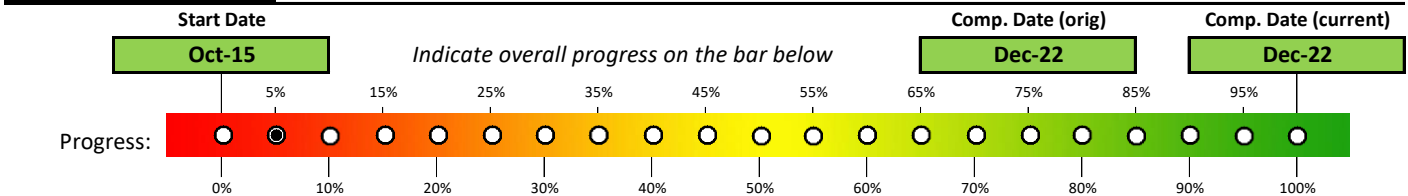
PROJECT INFO

Quarter Ended:	September 30, 2017	Fiscal Year:	2017/18	Reporting Quarter:	1
Agency:	City of Sacramento	Project Mgr:	William Shunk, Senior Engineer		
		Contact Info:	916-808-2986		
Project Name:	Interstate 5/Richards Blvd Interchange Upgrade				
Sponsor Project ID Number:	T15165100	STA Project ID Number:	A-52-CS		
Original Est. Project Cost:	\$ 90,000,000.00	Current Est. Project Cost:	\$ 90,000,000.00		

MEASURE A FUNDING

Total Measure A Funding:	\$	39,977,862.00	Projected Spending	2Q:	\$	10,000.00
Current Contract Amount:	\$	1,500,000.00		3Q:	\$	10,000.00
Total Previously Expended:	\$	31,016.77		4Q:	\$	10,000.00
Expended This Quarter:	\$	-		1Q:	\$	10,000.00
Total Remaining:	\$	39,946,845.23		Measure A Funds Used for Local Match? <input type="checkbox"/> Yes <input type="checkbox"/> No		

PROJECT STATUS



Current Status (as of last day of reporting quarter; check only one):

- | | | |
|--|---|---|
| <input type="checkbox"/> Not Started | <input type="checkbox"/> Right-of-Way Acquisition | <input type="checkbox"/> Bidding and/or Contracting |
| <input type="checkbox"/> Pending or On-Hold | <input type="checkbox"/> Environmental Review | <input type="checkbox"/> Under Construction |
| <input type="checkbox"/> Design and/or Engineering | <input checked="" type="checkbox"/> Planning/Financing/Approval | <input type="checkbox"/> Completed |

Explanation of Activities this Quarter and Additional Notes

Activities: The City has been holding monthly coordination meetings with Caltrans to make sure the I-5 Richards Boulevard Interchange is optimized with other planned improvements on Interstate 5. The limited billing for these meetings have been charged to other funding sources, but the project is moving forward. The City is planning to select a consultant to assist with the environmental clearance of the project in the beginning of 2018, with management expenses related to advertising the contract expected at the end of 2017.

Notes: 1. STA approved to move the cosumnes remaining funding balance \$1,615,862 to Richards project. However, the fund will not be allocated to Richards project until bond issued. At this time, the \$1,615,862 extra funding from Cosumnes is pending contract.
 2. Current contract expired on June 30, 2018. Contract extension may be needed.

Measure A Capital Projects Quarterly Status Report



PROJECT INFO

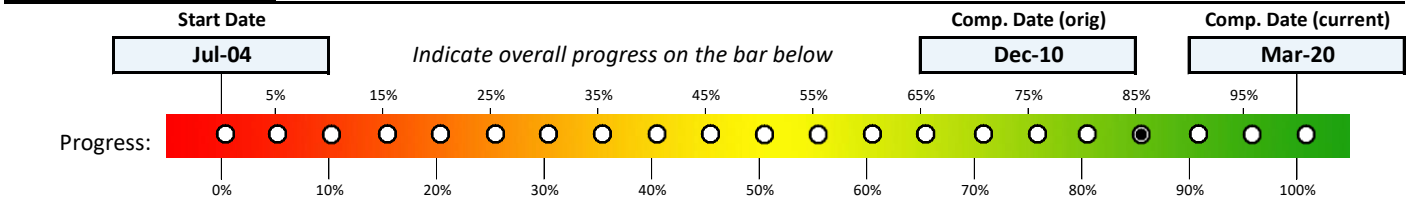
Quarter Ended:	September 30, 2017	Fiscal Year:	2017/18	Reporting Quarter:	1
Agency:	Sacramento Regional Transit	Project Mgr:	Darryl Abansado		
Project Name:		Light Rail Transit (LRT) Improvements in the Interstate 80 Corridor			
Sponsor Project ID Number:	230	STA Project ID Number:	A-42-RT		
Original Est. Project Cost:	\$ 34,500,000.00	Current Est. Project Cost:	\$ 31,710,686.00		

MEASURE A FUNDING

Total Measure A Funding:	\$	247,200.00	Projected Spending	2Q:	\$	
Current Contract Amount:	\$	-		3Q:	\$	
Total Previously Expended:	\$	247,200.00		4Q:	\$	
Expended This Quarter:	\$			1Q:	\$	
Total Remaining:	\$	-				

Measure A Funds Used for Local Match? Yes No

PROJECT STATUS



Current Status (as of last day of reporting quarter; check only one):

<input type="checkbox"/> Not Started	<input type="checkbox"/> Right-of-Way Acquisition	<input checked="" type="checkbox"/> Bidding and/or Contracting
<input type="checkbox"/> Pending or On-Hold	<input type="checkbox"/> Environmental Review	<input type="checkbox"/> Under Construction
<input type="checkbox"/> Design and/or Engineering	<input type="checkbox"/> Planning/Financing/Approval	<input type="checkbox"/> Completed

Explanation of Activities this Quarter and Additional Notes

All Measure A funds have been spent. The activities listed below are project related but do not involve the expenditure of Measure A funds.

In the July-September 2017 quarter there were staff meetings to determine the general parameters for the fare vending machines (FVMs) and dynamic messages signs (DMSs) to be purchased and installed along the Interstate 80 Corridor light rail track segment that would meet the needs of both SacRT and its customers. In Sept 2017 RT's Board delegated authority to the GM to release requests for proposals for the FVMs and DMSs. Awarding of a contract/issuing notice to proceed is expected by 12/31/2017, with completion of Installation anticipated by March 2020.

Measure A Capital Projects Quarterly Status Report



PROJECT INFO

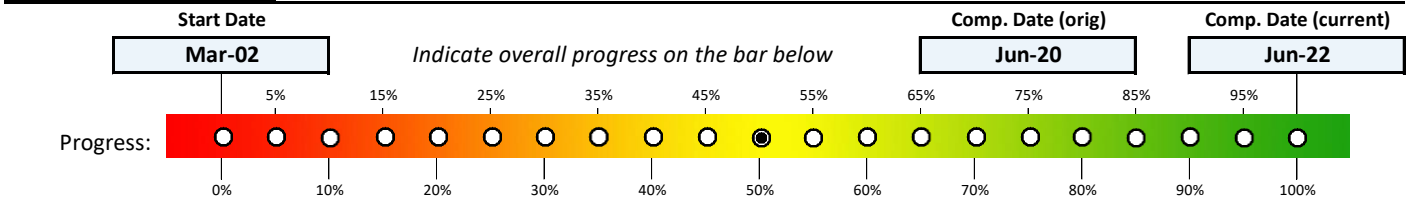
Quarter Ended:	September 30, 2017	Fiscal Year:	2017/18	Reporting Quarter:	1
Agency:	Sacramento Regional Transit	Project Mgr:	Ed Scofield		
Project Name:		Light Rail Transit (LRT) Extension to the Airport - (GreenLine LR Extension)			
Sponsor Project ID Number:		STA Project ID Number:	A-41-RT		
Original Est. Project Cost:	\$ 129,461,323.00	Current Est. Project Cost:	\$ 130,362,176.00		

MEASURE A FUNDING

Total Measure A Funding:	\$	46,024,034.00	Projected Spending		2Q:	\$	168,775.00
Current Contract Amount:	\$	-		3Q:	\$	159,676.00	
Total Previously Expended:	\$	45,249,832.00		4Q:	\$	159,676.00	
Expended This Quarter:	\$			1Q:	\$	159,676.00	
Total Remaining:	\$	774,202.00					

Measure A Funds Used for Local Match? Yes No

PROJECT STATUS



Current Status (as of last day of reporting quarter; check only one):

- | | | |
|--|--|---|
| <input type="checkbox"/> Not Started | <input type="checkbox"/> Right-of-Way Acquisition | <input type="checkbox"/> Bidding and/or Contracting |
| <input type="checkbox"/> Pending or On-Hold | <input checked="" type="checkbox"/> Environmental Review | <input type="checkbox"/> Under Construction |
| <input type="checkbox"/> Design and/or Engineering | <input type="checkbox"/> Planning/Financing/Approval | <input type="checkbox"/> Completed |

Explanation of Activities this Quarter and Additional Notes

SVS LOOP: In August CTC approved an allocation of state Prop 1A funds for final design. These funds are matched by Measure A POF funds. Final design has begun and is estimated to be completed by December 2018, at which time the Measure A funds will be spent. Construction of the SVS Loop has been extended to June 2022, to synchronize with revision to the related Downtown/Riverfront/Streetcar project schedule. No POF funds will be spent on SVS Loop Construction.

DOWNTOWN/NATOMAS/AIRPORT ENVIRONMENTAL ANALYSIS : Continued progress on advancing the conceptual design and the draft environmental document. Requested input from City of Sacramento and Airport. Completed RailSim analysis on interlining light rail routes. Coordinating discussions with FTA and FAA on connection to SMF Airport. Continue to work with interested parties on American River Crossing.

Measure A Capital Projects Quarterly Status Report



PROJECT INFO

Quarter Ended: **September 30, 2017** Fiscal Year: **2017/18** Reporting Quarter: **1**

Agency: **Sacramento Regional Transit** Project Mgr: **Ed Scofield**
Contact Info:

Project Name: **Light Rail Transit (LRT) Extension – Meadowview Road to River Consumnes Blvd, Phase 2**

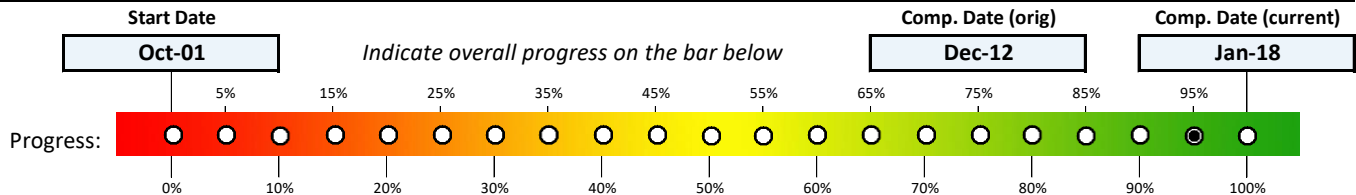
Sponsor Project ID Number: **410** STA Project ID Number: **A-39-RT**

Original Est. Project Cost: \$ **270,000,000.00** Current Est. Project Cost: \$ **270,000,000.00**

MEASURE A FUNDING

Total Measure A Funding:	\$	16,552,648.00	Projected Spending	2Q:	\$	
Current Contract Amount:	\$	-		3Q:	\$	
Total Previously Expended:	\$	16,552,648.00		4Q:	\$	
Expended This Quarter:	\$			1Q:	\$	
Total Remaining:	\$	-		Measure A Funds Used for Local Match? <input checked="" type="checkbox"/> Yes <input type="checkbox"/> No		

PROJECT STATUS



Current Status (as of last day of reporting quarter; check only one):

- Not Started
- Pending or On-Hold
- Design and/or Engineering
- Right-of-Way Acquisition
- Environmental Review
- Planning/Financing/Approval
- Bidding and/or Contracting
- Under Construction
- Completed

Explanation of Activities this Quarter and Additional Notes

All Measure A funds have been spent. The activities listed below are project related but do not involve the expenditure of Measure A funds.

Activities for the July-Sept 2017 quarter

Traffic signal and pathway lighting contract was substantially completed. Working now on punch list items.

Demolition of existing structures on one of the properties acquired for the project was completed.

RT continued its effort to obtain an easement from the State, but the State has not yet granted RT an easement. The easement is necessary for SMUD to relocate power lines near the track.

The project end date remains the same as the previous report. This assumes the State will grant the easement shortly to allow SMUD to relocate power lines by Dec 2017.

**SACRAMENTO TRANSPORTATION AUTHORITY
MEASURE A ON-GOING PROGRAMS**

	Program Category	July 1 2017	Revenue				Expenditures					June 30, 2018	
			1st Qtr 2018	2nd Qtr 2018	3rd Qtr 2018	4th Qtr 2018	Total Rev	1st Qtr 2018	2nd Qtr 2018	3rd Qtr 2018	4th Qtr 2018		Total Exp
Citrus Heights	Traffic Safety & Control	840,255	48,450				48,450	4,140				4,140	884,565
	Safety and Streetscaping	845,795	67,221				67,221	7,007				7,007	906,009
	Street & Road Maint	280,499	484,498				484,498	187,001				187,001	577,996
	Total	1,966,549	600,169	-	-	-	600,169	198,148	-	-	-	198,148	2,368,570
Elk Grove	Traffic Safety & Control	840,613	99,732				99,732	41,643				41,643	898,702
	Safety and Streetscaping	1,424,147	138,371				138,371	303,161				303,161	1,259,357
	Street & Road Maint	3,777,355	997,315				997,315	812,462				812,462	3,962,208
	Total	6,042,115	1,235,418	-	-	-	1,235,418	1,157,266	-	-	-	1,157,266	6,120,267
Folsom	Traffic Safety & Control	98,380	48,281				48,281	1,160				1,160	145,501
	Safety and Streetscaping	418,533	66,987				66,987	21,577				21,577	463,943
	Street & Road Maint	805,212	482,809				482,809	73,756				73,756	1,214,265
	Total	1,322,125	598,077	-	-	-	598,077	96,493	-	-	-	96,493	1,823,709
Rancho Cordova	Traffic Safety & Control	546,010	46,327				46,327	25,413				25,413	566,924
	Safety and Streetscaping	968,455	64,276				64,276	50,794				50,794	981,937
	Street & Road Maint	3,678,027	463,274				463,274	103,933				103,933	4,037,368
	Total	5,192,492	573,877	-	-	-	573,877	180,140	-	-	-	180,140	5,586,229
Sacramento	Traffic Safety & Control	3,425,918	281,766				281,766	296,067				296,067	3,411,617
	Safety and Streetscaping	3,001,705	390,933				390,933	223,001				223,001	3,169,637
	Street & Road Maint	1,516,741	2,817,665				2,817,665	1,147,351				1,147,351	3,187,055
	Total	7,944,364	3,490,364	-	-	-	3,490,364	1,666,419	-	-	-	1,666,419	9,768,309
County	Traffic Safety & Control	829,131	370,766				370,766	185,595				185,595	1,014,302
	Safety and Streetscaping	2,990	514,414				514,414	19,947				19,947	497,457
	Street & Road Maint	-	3,707,659				3,707,659	3,707,659				3,707,659	-
	Total	832,121	4,592,839	-	-	-	4,592,839	3,913,201	-	-	-	3,913,201	1,511,759
Isleton	Total Rev / Exp	9,140	12,164				12,164	12,892				12,892	8,413
Galt	Total Rev / Exp	2,697,091	304,103				304,103	194,556				194,556	2,806,639
SMAQMD	Total Rev / Exp	280,709	447,661				447,661	387,564				387,564	340,806
Paratransit	Total Rev / Exp	-	1,044,542				1,044,542	1,044,542				1,044,542	-
Sac Parks	Total Rev / Exp	18,614	250,000				250,000	259,656				259,656	8,958
SRTD	Total Rev / Exp	-	10,296,202				10,296,202	10,296,202				10,296,202	-
Neigh Shuttle	Total Rev / Exp	8,104,241	250,001				250,001	-				-	8,354,242
CTSA	Total Rev / Exp	7,783,226	250,001				250,001	-				-	8,033,227
	Total Activity	42,192,787	23,945,418	0	0	0	23,945,418	19,407,078	0	0	0	19,407,078	46,731,127