



AGENDA

Independent Taxpayer Oversight Committee (ITOC)

June 28, 2018 – 4:00 PM

700 H Street – Hearing Room 1 • Sacramento, California 95814

Voting Members:	Joan Borucki, Chair Robert Holderness (alternate) Beth Tincher
Ex-Officio Members:	Joyce Renison (Sacramento County Auditor-Controller designee) Norman Hom - STA Executive Director
Staff:	Tim Jones, STA

1. Call to order
2. Approve minutes from May 24, 2018 ITOC meeting (attached)
3. Review 3rd Quarter FY 2017-18 Capital Status Reports (attached)
4. Review 3rd Quarter FY 2017-18 Ongoing Measure A Status Report (attached)
5. Discuss Draft of the Updated Performance Measures (distribute at meeting)
6. Review Final (adopted) Budget Document (STA website and hardcopies for ITOC members)
7. Summary of Board Discussion
8. Comments from the public

Agenda Item #2

Meeting Minutes

To: ITOC Committee Members

From: Tim Jones, ITOC Staff

Date: June 28, 2018

Re: May 24, 2018 ITOC Meeting Minutes

Attendees:

Joan Borucki – Chair, Beth Tincher, Robert Holderness (alternate) – voting members

Joyce Renison, and Norman Hom – ex-officio members

Meeting called to order at 4 pm and adjourned at 4:40 pm

Agenda Item #2

- Reviewed and approved the April 26, 2018 meeting minutes.

Agenda Item #3

Reviewed summary of proposals received in response to the Authority's April 2, 2018 RFP for financial audit services. The RFP was for audit services for the fiscal year ending June 30, 2018, with an option to extend for an additional 2 years. Staff reached out to all audit firms who responded to the last RFP issued in 2014 to inform them of the new opportunity. Additionally, the RFP was posted to Public Purchase, a web-based procurement site. The bid close date was May 2, 2018. There were 7 bids received, of which two were standouts in terms of each firm's qualifications, in particular transportation authorities, and cost. The two firms were Crowe Horwath and Vavrinek, Trine, Day, & Co (VTD). The total cost for three fiscal years was \$146,000 and \$145,272 respectively.

Since both firms were equally qualified, each firm's audit partner and staff were interviewed in the Authority's offices prior to the ITOC meeting in order to determine a final selection.

Based on a combination each firm's resources and availability, the ITOC selected Crowe Horwath as the vendor it would recommend to the Board in its June 2018 meeting.

Agenda Item #4

- No comments about the previous Board meeting.

Agenda Item #5

- No members of the public present.

Other matter

- Joan Borucki asked that a meeting be set later in May with ITOC staff to discuss the RFI process for the anticipated performance audit planned for FY 2018-19.

Measure A Capital Projects Quarterly Status Report



PROJECT INFO

Quarter Ended: **March 31, 2018** Fiscal Year: **2017/18** Reporting Quarter: **3**

Agency: **California Department of Transportation** Project Mgr: **N. Sutha Suthahar**
Contact Info: **530-741-5408**

Project Name: **US Highway 50 Bus & Carpool Lanes - phase 2**

Sponsor Project ID Number: **03-3F360** STA Project ID Number: **A-47-CT**

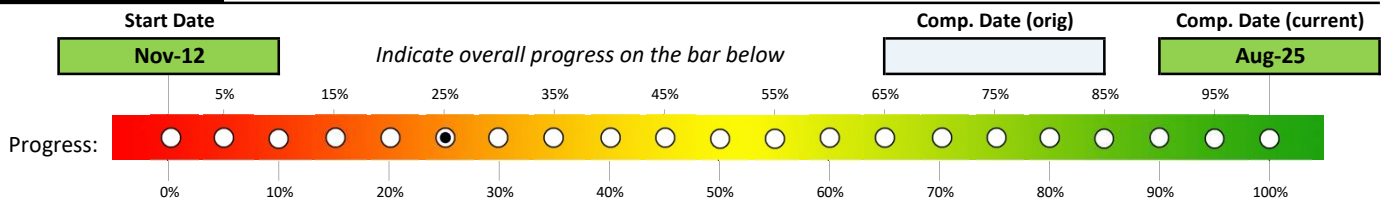
Original Est. Project Cost: \$ **68,315,000.00** Current Est. Project Cost: \$ **147,480,000.00**

MEASURE A FUNDING

Total Measure A Funding:	\$	15,945,604.00	Projected Spending	4Q:	\$	300,000.00
Current Contract Amount:	\$	12,055,031.21		1Q:	\$	200,000.00
Total Previously Expended:	\$	12,724,217.70		2Q:	\$	200,000.00
Expended This Quarter:	\$	911,633.50		3Q:	\$	400,000.00
Total Remaining:	\$	2,309,752.80				

Measure A Funds Used for Local Match? Yes No

PROJECT STATUS



Current Status (as of last day of reporting quarter; check only one):

- | | | |
|---|--|---|
| <input type="checkbox"/> Not Started | <input type="checkbox"/> Right-of-Way Acquisition | <input type="checkbox"/> Bidding and/or Contracting |
| <input type="checkbox"/> Pending or On-Hold | <input type="checkbox"/> Environmental Review | <input type="checkbox"/> Under Construction |
| <input checked="" type="checkbox"/> Design and/or Engineering | <input type="checkbox"/> Planning/Financing/Approval | <input type="checkbox"/> Completed |

Explanation of Activities this Quarter and Additional Notes

-Coordination continued with City of Sacramento on the air lease space leased property driveway design, and lighting for the bridge widening that include safety lighting for pedestrians, bus stops, parking, and aesthetic lighting for the Southside Park Viaduct "Bright Underbelly" mural.

-Bridge, roadway and electrical design continued in this quarter.

-Coordination continued with Union Pacific Rail Road and Sacramento Regional Transit to relocate the utility conflicts identified in this project.

-Caltrans District 3 has submitted funding application for State funds from the SB1 Gas/Diesel Tax programs under the Solutions for Congested Corridor Program for construction of this HOV Lanes project. The staff recommendation for this competitive program will be released in April 2018 and adopted by CTC in May 2018. If successful, the HOV lanes will go to construction in 2020 with the Rehabilitation project that has already been funded by State Highway Operation and Protection Program (SHOPP) in 2019/2020 FY.

Measure A Capital Projects Quarterly Status Report



PROJECT INFO

Quarter Ended: **March 31, 2018** Fiscal Year: **2017/18** Reporting Quarter: **3**

Agency: **California Department of Transportation** Project Mgr: **N. Sutha Suthahar**
Contact Info: **530-741-5408**

Project Name: **Interstate 5 Bus & Carpool Lanes**

Sponsor Project ID Number: **03-3C000 and 03-3C001** STA Project ID Number: **A-45-CT**

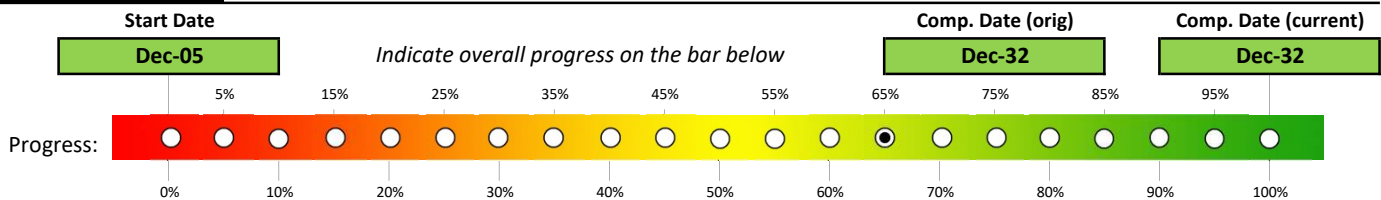
Original Est. Project Cost: \$ **188,479,000.00** Current Est. Project Cost: \$ **125,530,000.00**

MEASURE A FUNDING

Total Measure A Funding:	\$	188,479,000.00	Projected Spending	4Q:	\$	
Current Contract Amount:	\$			1Q:	\$	
Total Previously Expended:	\$	3,185,464.00		2Q:	\$	
Expended This Quarter:	\$			3Q:	\$	
Total Remaining:	\$	185,293,536.00				

Measure A Funds Used for Local Match? Yes No

PROJECT STATUS



Current Status (as of last day of reporting quarter; check only one):

- | | | |
|---|--|---|
| <input type="checkbox"/> Not Started | <input type="checkbox"/> Right-of-Way Acquisition | <input type="checkbox"/> Bidding and/or Contracting |
| <input type="checkbox"/> Pending or On-Hold | <input type="checkbox"/> Environmental Review | <input type="checkbox"/> Under Construction |
| <input checked="" type="checkbox"/> Design and/or Engineering | <input type="checkbox"/> Planning/Financing/Approval | <input type="checkbox"/> Completed |

Explanation of Activities this Quarter and Additional Notes

Sacramento Area Council of Governments (SACOG) is currently funding the design and right-of-way work using the federal Congestion Mitigation and Air Quality (CMAQ) program. The design work was completed in March 2018. A funding request was approved by STA to advance \$30 million of the future funding to construct the HOV lanes at the same time as the I-5 Rehabilitation project which is funded by State Highway Operation and Protection Program (SHOPP). By combining these two projects, the overall cost to complete the HOV lanes would be reduced and the HOV lanes can be opened years earlier. Combining the projects will also reduce the waste of tax payer resources needed for administering two separate construction contracts with similar limits of work one after the other. This combination of projects will also reduce the public perception of being in construction for a long time and provide congestion relief as early as possible.

In addition to the Measure A Funds, Caltrans District 3 has submitted funding application for State funds from the SB1 Gas/Diesel Tax programs under the Solutions for Congested Corridor Program. Measure A Funds are presented as the local match under this application. The staff recommendation for this competitive program will be released in April 2018 and adopted by CTC in May 2018.



Measure A Capital Projects Quarterly Status Report

PROJECT INFO

Quarter Ended:	March 31, 2018	Fiscal Year:	2017/18	Reporting Quarter:	3
				*Revised	
Agency:	Capital SouthEast Connector JPA	Project Mgr:	Derek Minnema		
		Contact Info:	MinnemaD@ConnectorJPA.net		
Project Name:	Capital SouthEast Connector				
Sponsor Project ID Number:	N/A	STA Project ID Number:	A-16-JP		
Original Est. Project Cost:	\$ 1,006,014,000 ¹	Current Est. Project Cost ² :	\$ 588,190,000		

MEASURE A FUNDING

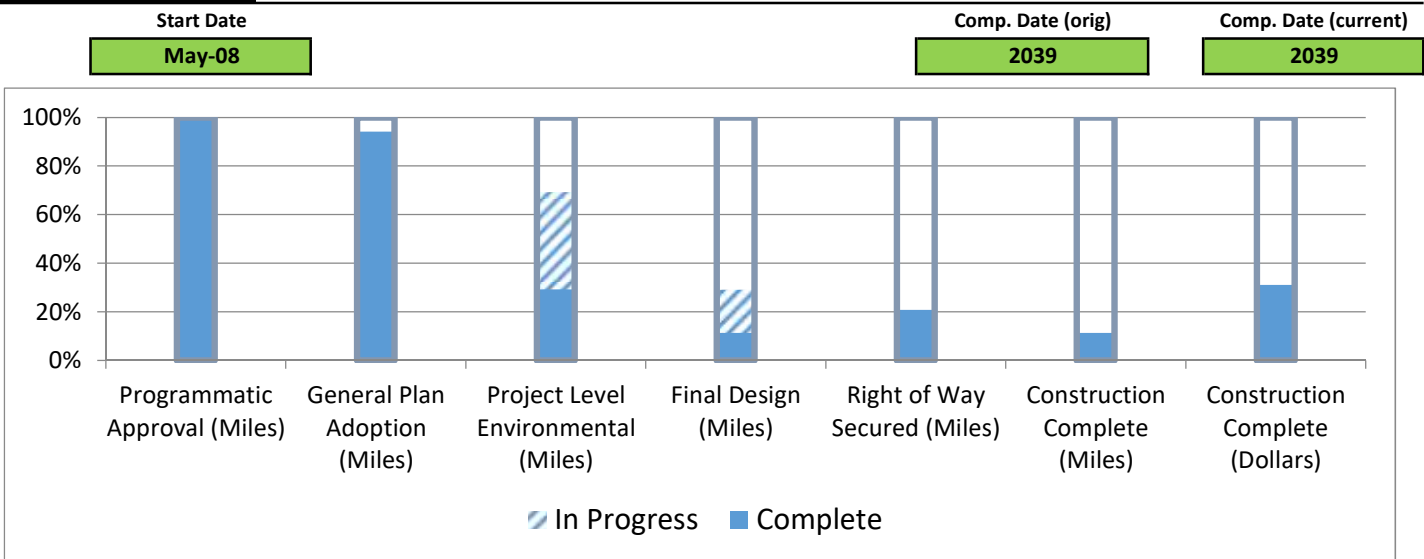
Total Measure A Funding:	\$ 104,000,000 ³	Projected Spending	4Q:	\$ 1,500,000
Previous Contract Expenses:	\$ 12,531,718 ⁴		1Q:	\$ 1,500,000
Current STA Contract Amount:	\$ 25,640,928 ⁵		2Q:	\$ 3,000,000
Prev Exp Under Current Contract	\$ 6,069,121		3Q:	\$ 3,000,000
Expended This Quarter:	\$ 4,831,345			
Remaining in Contract:	\$ 14,740,461			
TOTAL Remain Meas A Funds	\$ 80,567,816			

Measure A Funds Used for Local Match? Yes No

Footnotes:

- 1) The original estimated cost is from the 2008 SACOG MTP
- 2) Current estimate is for "Phase 1" improvements only
- 3) Total Measure A funding does not include Measure A funds for Connector improvements by local agencies, nor does it include Expenditure Plan \$15m Mitigation Earmark
- 4) Through FY 2015
- 5) Contract FY 2016 thru FY 2018

PROJECT STATUS



Measure A Capital Projects Quarterly Status Report



PROJECT INFO

Quarter Ended: **March 31, 2018** Fiscal Year: **2017/18** Reporting Quarter: **3**

Agency: **City of Rancho Cordova** Project Mgr: **Chris Boyer**
Contact Info: cboyer@cityofranhocordova.org

Project Name: **Folsom Blvd Improvements – Bradshaw Road to Sunrise Blvd**

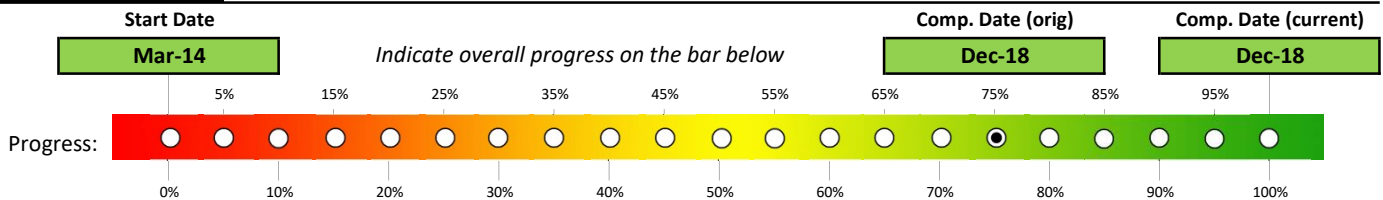
Sponsor Project ID Number: STA Project ID Number: **A-14-RC**

Original Est. Project Cost: \$ **10,155,200.00** Current Est. Project Cost: \$ **13,129,135.00**

MEASURE A FUNDING

Total Measure A Funding:	\$	5,270,000.00	Projected Spending	4Q:	\$	300,000.00
Current Contract Amount:	\$	5,270,000.00		1Q:	\$	1,000,000.00
Total Previously Expended:	\$	1,265,679.61		2Q:	\$	2,500,000.00
Expended This Quarter:	\$	78,602.98		3Q:	\$	300,000.00
Total Remaining:	\$	3,925,717.41		Measure A Funds Used for Local Match? <input checked="" type="checkbox"/> Yes <input type="checkbox"/> No		

PROJECT STATUS



Current Status (as of last day of reporting quarter; check only one):

- Not Started
- Right-of-Way Acquisition
- Bidding and/or Contracting
- Pending or On-Hold
- Environmental Review
- Under Construction
- Design and/or Engineering
- Planning/Financing/Approval
- Completed

Explanation of Activities this Quarter and Additional Notes

Folsom 4 project was advertised and awarded. Construction will begin starting of 4th Quarter. Folsom 5 is under final design and we are working on obtaining ROW certification for the project. We expect to start construction on Folsom 5 Fall 2018.

Measure A Capital Projects Quarterly Status Report



PROJECT INFO

Quarter Ended: **March 31, 2018** Fiscal Year: **2017/18** Reporting Quarter: **3**

Agency: **City of Rancho Cordova** Project Mgr: **Ben Chan**
 Contact Info: bchan@cityofranhocordova.org

Project Name: **Sunrise Blvd – Gold Country Road to Jackson Road**

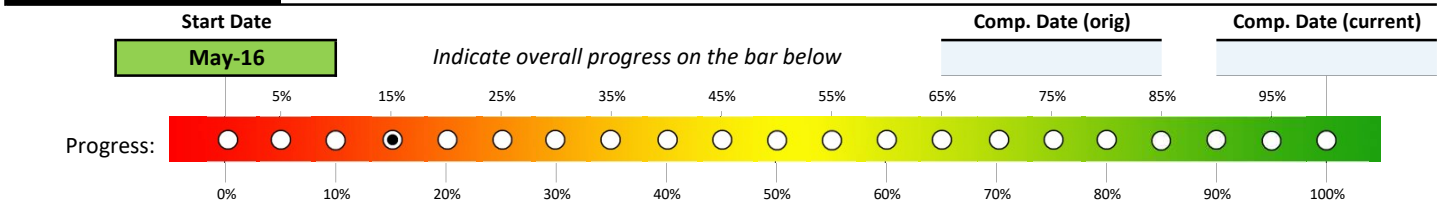
Sponsor Project ID Number: **CP15-2145** STA Project ID Number: **A-32-RC**

Original Est. Project Cost: \$ **4,035,000.00** Current Est. Project Cost: \$ **1,899,000.00**

MEASURE A FUNDING

Total Measure A Funding:	\$	1,899,000.00	Projected Spending	4Q:	\$	-
Current Contract Amount:	\$	1,899,000.00		1Q:	\$	-
Total Previously Expended:	\$	28,904.40		2Q:	\$	-
Expended This Quarter:	\$	-		3Q:	\$	-
Total Remaining:	\$	1,870,095.60		Measure A Funds Used for Local Match? <input type="checkbox"/> Yes <input type="checkbox"/> No		

PROJECT STATUS



Current Status (as of last day of reporting quarter; check only one):

- | | | |
|--|--|---|
| <input type="checkbox"/> Not Started | <input type="checkbox"/> Right-of-Way Acquisition | <input type="checkbox"/> Bidding and/or Contracting |
| <input checked="" type="checkbox"/> Pending or On-Hold | <input type="checkbox"/> Environmental Review | <input type="checkbox"/> Under Construction |
| <input type="checkbox"/> Design and/or Engineering | <input type="checkbox"/> Planning/Financing/Approval | <input type="checkbox"/> Completed |

Explanation of Activities this Quarter and Additional Notes

Project on hold. Pending re-allocation request from STA.

Measure A Capital Projects Quarterly Status Report



PROJECT INFO

Quarter Ended: **March 31, 2018** Fiscal Year: **2017/18** Reporting Quarter: **3**

Agency: **City of Sacramento** Project Mgr: **Greg Taylor, Supervising Architect**
Contact Info: **916-808-5268**

Project Name: **Downtown Intermodal Facility**

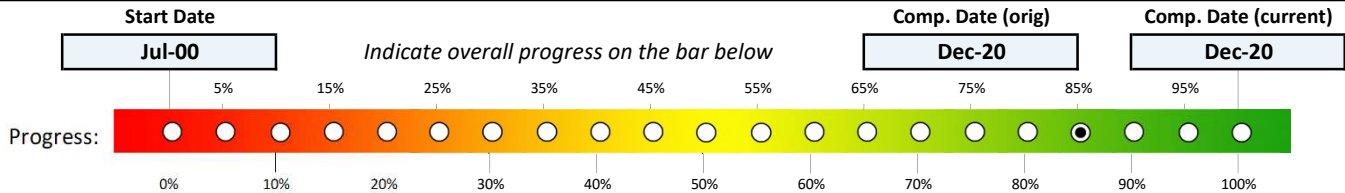
Sponsor Project ID Number: **T15029000** STA Project ID Number: **A-38-CS**

Original Est. Project Cost: \$ **200,000,000.00** Current Est. Project Cost: \$ **200,000,000.00**

MEASURE A FUNDING

Total Measure A Funding:	\$	103,940,000.00	Projected Spending	4Q:	\$	500,000.00
Current Contract Amount:	\$	19,823,000.00		1Q:	\$	500,000.00
Total Previously Expended:	\$	78,978,640.03		2Q:	\$	500,000.00
Expended This Quarter:	\$	341,099.22		3Q:	\$	500,000.00
Total Remaining:	\$	24,620,260.75		Measure A Funds Used for Local Match? <input checked="" type="checkbox"/> Yes <input type="checkbox"/> No		

PROJECT STATUS



Current Status (as of last day of reporting quarter; check only one):

- | | | |
|--|---|--|
| <input type="checkbox"/> Not Started | <input type="checkbox"/> Right-of-Way Acquisition | <input checked="" type="checkbox"/> Bidding and/or Contracting |
| <input type="checkbox"/> Pending or On-Hold | <input type="checkbox"/> Environmental Review | <input checked="" type="checkbox"/> Under Construction |
| <input type="checkbox"/> Design and/or Engineering | <input checked="" type="checkbox"/> Planning/Financing/Approval | <input type="checkbox"/> Completed |

Explanation of Activities this Quarter and Additional Notes

Activities: In the period of January 1 through March 31, activities for the Intermodal project included the following: Architectural consultant fees, vendor charges and city management labor for additional common area improvements in the station to provide additional security and building operation functionality, this work was initiated and completed in this reporting period, final billing will post in next quarterly report; Architectural consultant fees for LEED Certification filing and miscellaneous building improvement minor projects continuing through FY18 Q4. Public Elevator operational improvements for security access was ongoing but completed in this period, final billing will post in next quarterly report; Phase 3 Intermodal planning consultant fees and city staff administrative and management costs, continuing through FY18 Q4. Planning for additional bike access to the station from F Street and from the West parking lot to improve bicycle safety and convenience, continuing through FY18 Q4. Facility way-finding and informational signage, design and procurement, continuing through FY18 Q4 Building Envelope waterproofing of masonry that was not addressed in the Phase 2 project, as the water infiltration was discovered at the close of the project and grant timeline. This water infiltration was discovered with the heavy February-March rains of 2017, continuing through FY18 Q3 and will restart to finish the exterior in FY18 Q4. Overall City Management and Administration Labor for Intermodal projects continuing through FY18 Q4. Phase 3 - Planning in progress, continuing through FY18 Q4. We don't expect to fully expend the current contract by June 30,2018. Contract extension may be needed.

Measure A Capital Projects Quarterly Status Report



PROJECT INFO

Quarter Ended: **March 31, 2018** Fiscal Year: **2017/18** Reporting Quarter: **3**

Agency: **City of Sacramento** Project Mgr: **Nader Kamal, Supervising Engineer**
Contact Info: **916-808-7035**

Project Name: **Interstate 5/Consumnes River Blvd Interchange**

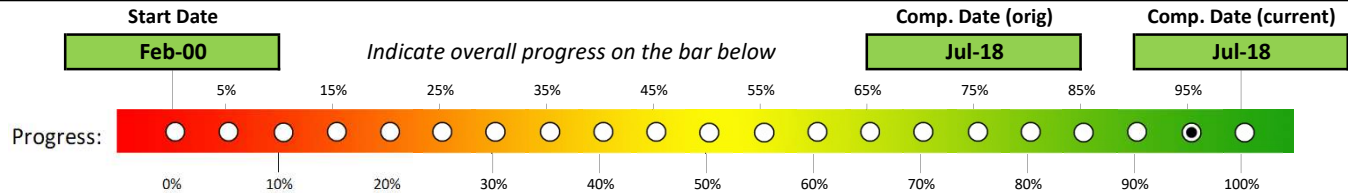
Sponsor Project ID Number: **T15018000** STA Project ID Number: **A-49-CS**

Original Est. Project Cost: \$ **10,204,000.00** Current Est. Project Cost: \$ **10,204,000.00**

MEASURE A FUNDING

Total Measure A Funding:	\$	8,588,138.00	Projected Spending	4Q:	\$	
Current Contract Amount:	\$	8,588,138.00		1Q:	\$	
Total Previously Expended:	\$	8,588,138.00		2Q:	\$	
Expended This Quarter:	\$			3Q:	\$	
Total Remaining:	\$	-		Measure A Funds Used for Local Match? <input checked="" type="checkbox"/> Yes <input type="checkbox"/> No		

PROJECT STATUS



Current Status (as of last day of reporting quarter; check only one):

- Not Started
- Right-of-Way Acquisition
- Bidding and/or Contracting
- Pending or On-Hold
- Environmental Review
- Under Construction
- Design and/or Engineering
- Planning/Financing/Approval
- Completed

Explanation of Activities this Quarter and Additional Notes

Working on closing this project. STA approved to move the cosumnes remaining balance \$1,615,862 to Richards project.

Measure A Capital Projects Quarterly Status Report



PROJECT INFO

Quarter Ended: **March 31, 2018** Fiscal Year: **2017/18** Reporting Quarter: **3**

Agency: **City of Sacramento** Project Mgr: **William Shunk, Senior Engineer**
Contact Info: **916-808-2986**

Project Name: **Interstate 5/Richards Blvd Interchange Upgrade**

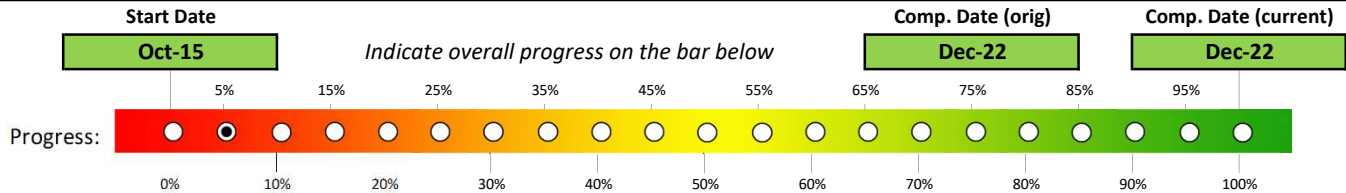
Sponsor Project ID Number: **T15165100** STA Project ID Number: **A-52-CS**

Original Est. Project Cost: \$ **90,000,000.00** Current Est. Project Cost: \$ **90,000,000.00**

MEASURE A FUNDING

Total Measure A Funding:	\$	39,977,862.00	Projected Spending	4Q:	\$	20,000.00
Current Contract Amount:	\$	1,500,000.00		1Q:	\$	20,000.00
Total Previously Expended:	\$	31,016.77		2Q:	\$	20,000.00
Expended This Quarter:	\$	21,427.09		3Q:	\$	20,000.00
Total Remaining:	\$	39,925,418.14		Measure A Funds Used for Local Match?	<input checked="" type="checkbox"/> Yes <input type="checkbox"/> No	

PROJECT STATUS



Current Status (as of last day of reporting quarter; check only one):

- Not Started
- Pending or On-Hold
- Design and/or Engineering
- Right-of-Way Acquisition
- Environmental Review
- Planning/Financing/Approval
- Bidding and/or Contracting
- Under Construction
- Completed

Explanation of Activities this Quarter and Additional Notes

Activities: The City has continued to hold coordination meetings with Caltrans to make sure the I-5 Richards Boulevard Interchange is optimized with other planned improvements on Interstate 5. This relationship is being formalized with a cooperative agreement between the City and Caltrans to outline the specific responsibilities of each agency through the life of the project. The City has put out an RFP for the PA&ED phase of work, and anticipates selecting a consultant for the project in Summer 2018.

Notes:

1. STA approved to move the cosumnes remaining funding balance \$1,615,862 to Richards project. However, the fund will not be allocated to Richards project until bond issued. At this time, the \$1,615,862 extra funding from Cosumnes is pending contract.
2. Current contract expired on June 30, 2018. Contract extension may be needed.

Measure A Capital Projects Quarterly Status Report



PROJECT INFO

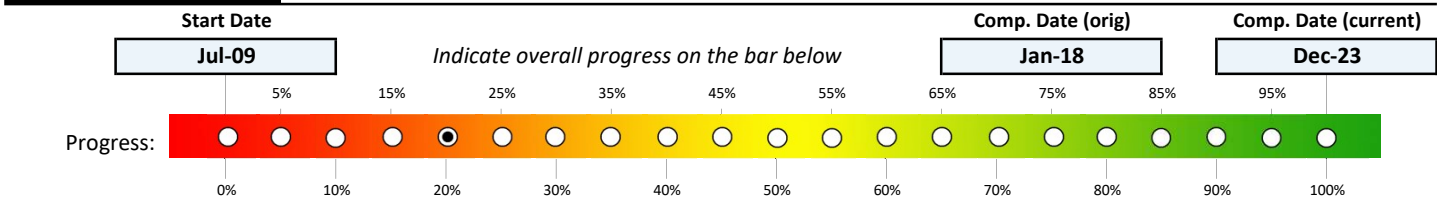
Quarter Ended:	March 31, 2018	Fiscal Year:	2017/18	Reporting Quarter:	3
Agency:	County of Sacramento	Project Mgr:	Tim Stevens, Senior Civil Engineer		
		Contact Info:	(916) 874-6291		
Project Name:	Hazel Avenue Improvements – US Highway 50 to Folsom Blvd				
Sponsor Project ID Number:	STRL41	STA Project ID Number:	A-23-SC		
Original Est. Project Cost:	\$ 61,268,182.00	Current Est. Project Cost:	\$ 82,735,257.00		

MEASURE A FUNDING

Total Measure A Funding:	\$ 13,486,000.00	Projected Spending	4Q:	\$ 140,000.00
Current Contract Amount:	\$ 3,158,702.28		1Q:	\$ 187,500.00
Total Previously Expended:	\$ 1,526,520.67		2Q:	\$ 187,500.00
Expended This Quarter:	\$ 77,679.48		3Q:	\$ 187,500.00
Total Remaining:	\$ 11,881,799.85			

Measure A Funds Used for Local Match? Yes No

PROJECT STATUS



Current Status (as of last day of reporting quarter; check only one):

- | | | |
|--|--|---|
| <input type="checkbox"/> Not Started | <input type="checkbox"/> Right-of-Way Acquisition | <input type="checkbox"/> Bidding and/or Contracting |
| <input type="checkbox"/> Pending or On-Hold | <input checked="" type="checkbox"/> Environmental Review | <input type="checkbox"/> Under Construction |
| <input type="checkbox"/> Design and/or Engineering | <input type="checkbox"/> Planning/Financing/Approval | <input type="checkbox"/> Completed |

Explanation of Activities this Quarter and Additional Notes

The following Technical Studies were submitted to Caltrans for environmental review:
 Revised Air Quality Study Report – Approved 9/6/2017
 Revised Natural Environment Study – Submitted 11/28/2017
 Visual Impact Assessment – Signature page revisions re-submitted 1/22/2017
 Coordinated with State Parks for Section 4(f) awaiting signature.

In addition to these Technical Studies, SacDOT will be making final revisions to the Historic Property Survey Report/Archaeological Survey Report with the current Native American consultation updates.
 Draft EIR/EA and Project Report were submitted for Caltrans review. Comments are anticipated in early May 2018.
 A coordination meeting was held with State Parks to help expediate Section 4(f) environmental concurrence which is anticipated in May 2018.

Measure A Capital Projects Quarterly Status Report



PROJECT INFO

Quarter Ended: **March 31, 2018** Fiscal Year: **2017/18** Reporting Quarter: **3**

Agency: **County of Sacramento** Project Mgr: **Tim Stevens, Senior Civil Engineer**
 Contact Info: **(916) 874-6291**

Project Name: **Hazel Avenue Improvements, Phase 1 – US Highway 50 to Madison Avenue**

Sponsor Project ID Number: **ST0XCC;ST0XCJ;DV2L43;STRL43** STA Project ID Number: **A-22-SC**

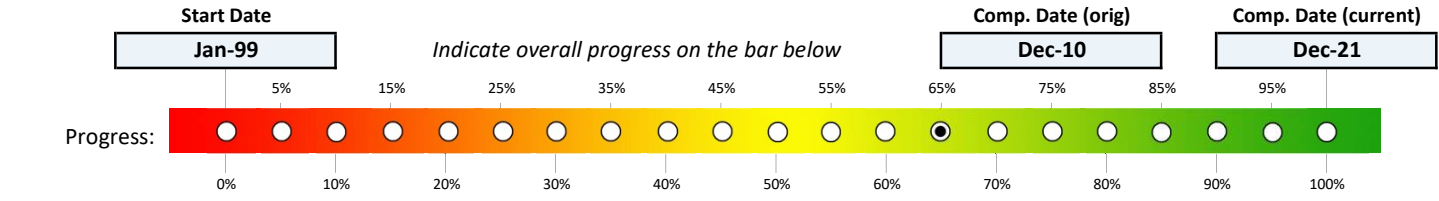
Original Est. Project Cost: \$ **79,292,680.00** Current Est. Project Cost: \$ **110,000,000.00**

MEASURE A FUNDING

Total Measure A Funding:	\$	33,999,044.23	Projected Spending	4Q:	\$	
Current Contract Amount:	\$	3,500,000.00		1Q:	\$	250,000.00
Total Previously Expended:	\$	33,999,044.23		2Q:	\$	250,000.00
Expended This Quarter:	\$	-		3Q:	\$	250,000.00
Total Remaining:	\$	-				

Measure A Funds Used for Local Match? Yes No

PROJECT STATUS



Current Status (as of last day of reporting quarter; check only one):

- | | | |
|---|--|--|
| <input type="checkbox"/> Not Started | <input checked="" type="checkbox"/> Right-of-Way Acquisition | <input type="checkbox"/> Bidding and/or Contracting |
| <input type="checkbox"/> Pending or On-Hold | <input type="checkbox"/> Environmental Review | <input checked="" type="checkbox"/> Under Construction |
| <input checked="" type="checkbox"/> Design and/or Engineering | <input type="checkbox"/> Planning/Financing/Approval | <input checked="" type="checkbox"/> Completed |

Explanation of Activities this Quarter and Additional Notes

Hazel Avenue Widening Phase 1, US 50 to Curragh Downs Drive: Construction completed in spring 2011. (Current Status: Completed)

Hazel Avenue Widening Phase 2, Curragh Downs Drive to Sunset Avenue: Construction underway. Construction completion anticipated in June 2018. (Current Status: Under Construction)

Hazel Avenue Widening Phase 3, Sunset Avenue to Madison Avenue: Currently in the right-of-way acquisition phase. Construction is tentatively scheduled to begin in December 2019 with completion in December 2021. (Current Status: Design and/or Engineering; Right-of-way Acquisition)

Measure A Capital Projects Quarterly Status Report



PROJECT INFO

Quarter Ended: **March 31, 2018** Fiscal Year: **2017/18** Reporting Quarter: **3**

Agency: **County of Sacramento** Project Mgr: **Melissa Wright, Senior Civil Engineer**
Contact Info: **(916)874-6291**

Project Name: **Madison Avenue Improvements, Phase 1 – Sunrise Blvd to Hazel Avenue**

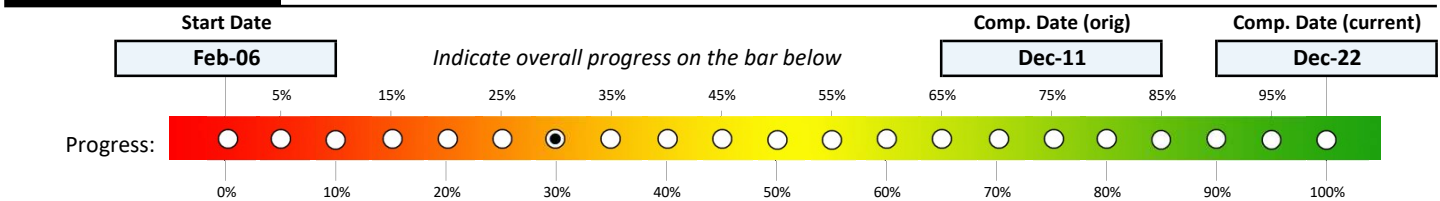
Sponsor Project ID Number: **STOXAG** STA Project ID Number: **A-24-SC**

Original Est. Project Cost: \$ **19,929,143.00** Current Est. Project Cost: \$ **28,872,280.00**

MEASURE A FUNDING

Total Measure A Funding:	\$	10,724,105.96	Projected Spending	4Q:	\$	50,000.00
Current Contract Amount:	\$	3,200,000.00		1Q:	\$	375,000.00
Total Previously Expended:	\$	1,208,238.94		2Q:	\$	375,000.00
Expended This Quarter:	\$	9,732.96		3Q:	\$	375,000.00
Total Remaining:	\$	9,506,134.06		Measure A Funds Used for Local Match? <input type="checkbox"/> Yes <input checked="" type="checkbox"/> No		

PROJECT STATUS



Current Status (as of last day of reporting quarter; check only one):

<input type="checkbox"/> Not Started	<input type="checkbox"/> Right-of-Way Acquisition	<input type="checkbox"/> Bidding and/or Contracting
<input type="checkbox"/> Pending or On-Hold	<input checked="" type="checkbox"/> Environmental Review	<input type="checkbox"/> Under Construction
<input type="checkbox"/> Design and/or Engineering	<input type="checkbox"/> Planning/Financing/Approval	<input type="checkbox"/> Completed

Explanation of Activities this Quarter and Additional Notes

The project is currently in the environmental review stage. Design alternatives have been evaluated and the hybrid alternative has been chosen which consists of widening Madison Avenue to six lanes with some portions of Madison Avenue remaining at four lanes. This alternative is the preferred alternative due to less right-of-way and tree impacts than associated with the six lane project. The traffic study for the hybrid has been completed.

Measure A Capital Projects Quarterly Status Report



PROJECT INFO

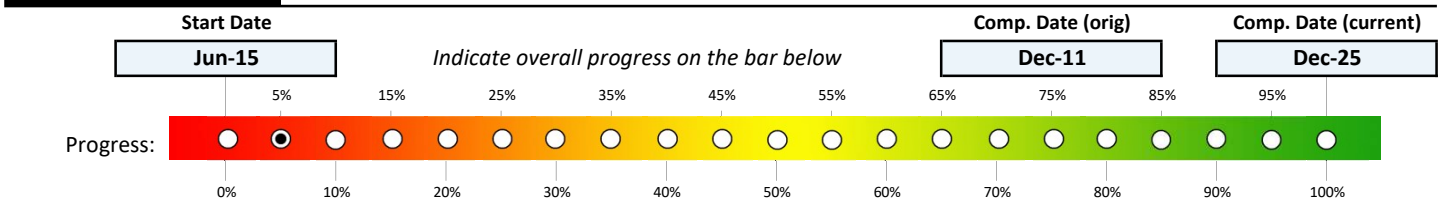
Quarter Ended:	March 31, 2018	Fiscal Year:	2017/18	Reporting Quarter:	3
Agency:	County of Sacramento	Project Mgr:	Tim Stevens, Senior Civil Engineer		
		Contact Info:	(916) 874-6291		
Project Name:	South Watt Avenue/Elk Grove-Florin Road Improvements, Phase 1 – Florin Road to State Route 16				
Sponsor Project ID Number:	STOXdG	STA Project ID Number:	A-27-SC		
Original Est. Project Cost:	\$ 10,873,412.00	Current Est. Project Cost:	\$ 30,182,360.00		

MEASURE A FUNDING

Total Measure A Funding:	\$ 10,208,306.96	Projected Spending			4Q: \$ 85,000.00
Current Contract Amount:	\$ 7,500,000.00		1Q:		\$ 375,000.00
Total Previously Expended:	\$ 3,066,833.85		2Q:		\$ 375,000.00
Expended This Quarter:	\$ 39,843.43		3Q:		\$ 375,000.00
Total Remaining:	\$ 7,101,629.68				

Measure A Funds Used for Local Match? Yes No

PROJECT STATUS



Current Status (as of last day of reporting quarter; check only one):

- | | | |
|---|--|---|
| <input type="checkbox"/> Not Started | <input type="checkbox"/> Right-of-Way Acquisition | <input type="checkbox"/> Bidding and/or Contracting |
| <input type="checkbox"/> Pending or On-Hold | <input type="checkbox"/> Environmental Review | <input type="checkbox"/> Under Construction |
| <input checked="" type="checkbox"/> Design and/or Engineering | <input type="checkbox"/> Planning/Financing/Approval | <input type="checkbox"/> Completed |

Explanation of Activities this Quarter and Additional Notes

The project is currently in the preliminary phase of work. Roadway base survey is complete and will now start with a preliminary striping plan layout to determine potential conflicts with utilities, if any, and other roadway facilities or property impacts.

Measure A Capital Projects Quarterly Status Report



PROJECT INFO

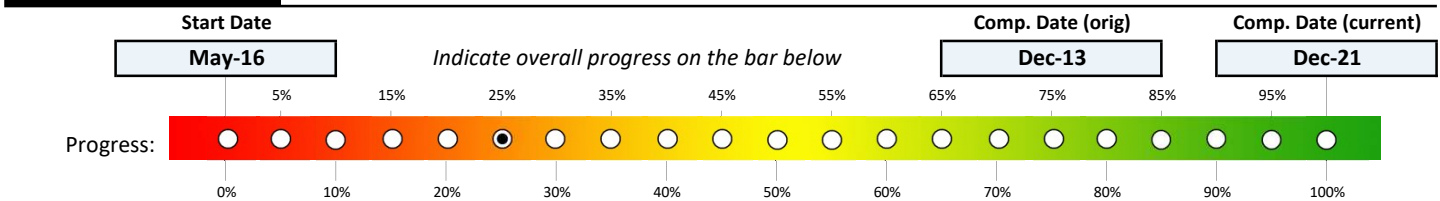
Quarter Ended:	March 31, 2018	Fiscal Year:	2017/18	Reporting Quarter:	3
Agency:	County of Sacramento	Project Mgr:	Melissa Wright, Senior Civil Engineer		
		Contact Info:	(916) 874-6291		
Project Name:	Watt Avenue Improvements – Antelope Road to Business Interstate 80				
Sponsor Project ID Number:	STOXDN	STA Project ID Number:	A-37-SC		
Original Est. Project Cost:	\$ 40,825,817.00	Current Est. Project Cost:	\$ 40,825,817.00		

MEASURE A FUNDING

Total Measure A Funding:	\$ 17,484,000.00	Projected Spending	4Q:	\$ 50,000.00
Current Contract Amount:	\$ 1,000,000.00		1Q:	\$ 336,250.00
Total Previously Expended:	\$ 249,654.43		2Q:	\$ 336,250.00
Expended This Quarter:	\$ 7,507.12		3Q:	\$ 336,250.00
Total Remaining:	\$ 17,226,838.45			

Measure A Funds Used for Local Match? Yes No

PROJECT STATUS



Current Status (as of last day of reporting quarter; check only one):

- | | | |
|--|--|---|
| <input type="checkbox"/> Not Started | <input type="checkbox"/> Right-of-Way Acquisition | <input type="checkbox"/> Bidding and/or Contracting |
| <input type="checkbox"/> Pending or On-Hold | <input checked="" type="checkbox"/> Environmental Review | <input type="checkbox"/> Under Construction |
| <input type="checkbox"/> Design and/or Engineering | <input type="checkbox"/> Planning/Financing/Approval | <input type="checkbox"/> Completed |

Explanation of Activities this Quarter and Additional Notes

Project improvements on this corridor are for a segment of Watt Avenue from Orange Grove Avenue to Roseville Road. The preliminary design for this project will evaluate and coordinate a preferred alternative for a complete streets concept that will include sidewalk infill, Americans With Disabilities Act (ADA) improvements (curb ramps and bus stops), Class II bike lanes, and streetscape enhancements. Work on the CEQA environmental review is continuing.

Measure A Capital Projects Quarterly Status Report



PROJECT INFO

Quarter Ended: **March 31, 2018** Fiscal Year: **2017/18** Reporting Quarter: **3**

Agency: **Sacramento Regional Transit** Project Mgr: **Ed Scofield**
Contact Info:

Project Name: **Light Rail Transit (LRT) Extension to the Airport - (GreenLine LR Extension)**

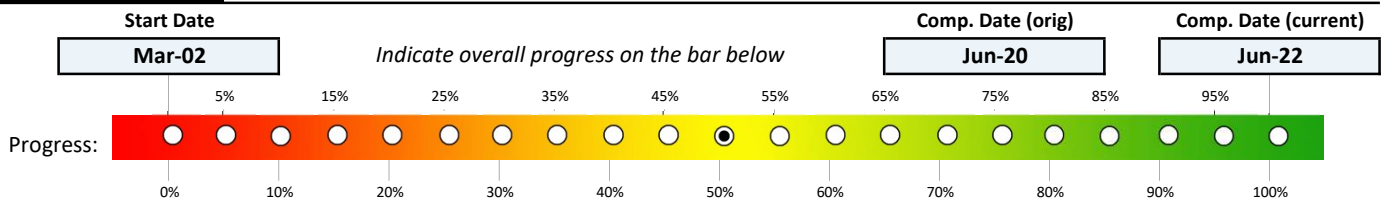
Sponsor Project ID Number: **R321/R322** STA Project ID Number: **A-41-RT**

Original Est. Project Cost: \$ **129,461,323.00** Current Est. Project Cost: \$ **130,362,176.00**

MEASURE A FUNDING

Total Measure A Funding:	\$	46,024,034.00	Projected Spending	4Q:	\$	159,640.00
Current Contract Amount:	\$	-		1Q:	\$	159,640.00
Total Previously Expended:	\$	45,356,742.00		2Q:	\$	159,641.00
Expended This Quarter:	\$	28,730.00		3Q:	\$	159,641.00
Total Remaining:	\$	638,562.00		Measure A Funds Used for Local Match? <input checked="" type="checkbox"/> Yes <input type="checkbox"/> No		

PROJECT STATUS



Current Status (as of last day of reporting quarter; check only one):

- | | | |
|--|--|---|
| <input type="checkbox"/> Not Started | <input type="checkbox"/> Right-of-Way Acquisition | <input type="checkbox"/> Bidding and/or Contracting |
| <input type="checkbox"/> Pending or On-Hold | <input checked="" type="checkbox"/> Environmental Review | <input type="checkbox"/> Under Construction |
| <input type="checkbox"/> Design and/or Engineering | <input type="checkbox"/> Planning/Financing/Approval | <input type="checkbox"/> Completed |

Explanation of Activities this Quarter and Additional Notes

SVS LOOP: In August CTC approved an allocation of state Prop 1A funds for final design. These funds are matched by Measure A POF funds. Construction of the SVS Loop has been extended to June 2022, to synchronize with revision to the related Downtown/Riverfront/Streetcar project schedule. No POF funds will be spent on SVS Loop Construction.

DOWNTOWN/NATOMAS/AIRPORT ENVIRONMENTAL ANALYSIS : Continued progress on advancing the conceptual design and the ADEIS/R. Met with City of Sacramento in November and Sacramento County in December to discuss design details. The Truxel Road complications required additional studies before advancing the ADEIS/R. This delay has caused a delay in the FTA comment period.

Measure A Capital Projects Quarterly Status Report



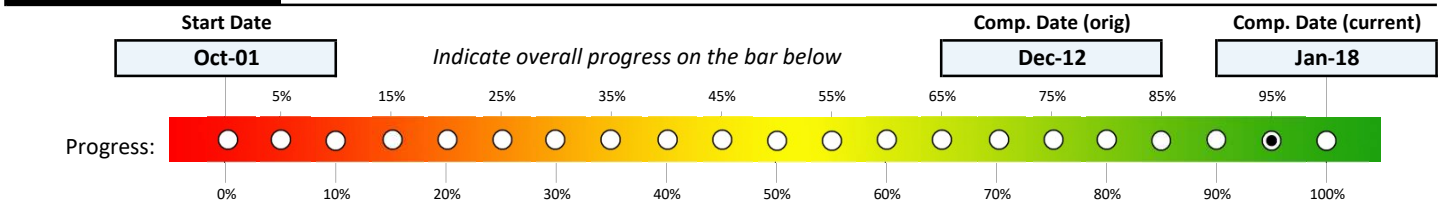
PROJECT INFO

Quarter Ended:	March 31, 2018	Fiscal Year:	2017/18	Reporting Quarter:	3
Agency:	Sacramento Regional Transit	Project Mgr:	Ed Scofield		
		Contact Info:			
Project Name:	Light Rail Transit (LRT) Extension – Meadowview Road to River Consumnes Blvd, Phase 2				
Sponsor Project ID Number:	410	STA Project ID Number:	A-39-RT		
Original Est. Project Cost:	\$ 270,000,000.00	Current Est. Project Cost:	\$ 270,000,000.00		

MEASURE A FUNDING

Total Measure A Funding:	\$ 16,552,648.00	Projected Spending	4Q:	\$
Current Contract Amount:	\$ -		1Q:	\$
Total Previously Expended:	\$ 16,552,648.00		2Q:	\$
Expended This Quarter:	\$		3Q:	\$
Total Remaining:	\$ -		Measure A Funds Used for Local Match?	

PROJECT STATUS



Current Status (as of last day of reporting quarter; check only one):

<input type="checkbox"/> Not Started	<input type="checkbox"/> Right-of-Way Acquisition	<input type="checkbox"/> Bidding and/or Contracting
<input type="checkbox"/> Pending or On-Hold	<input type="checkbox"/> Environmental Review	<input checked="" type="checkbox"/> Under Construction
<input type="checkbox"/> Design and/or Engineering	<input type="checkbox"/> Planning/Financing/Approval	<input type="checkbox"/> Completed

Explanation of Activities this Quarter and Additional Notes

Project is progressing. The PG&E Anode Test Station Power has been completed. Demolition, clearing, earthwork and demolition is on track for completion by August 2018. SMUD relocation work cannot occur until State of CA easement is in place. Anticipate easement to be completed by the end of May 2018 and SMUD relocation to be completed by the end of December 2018.

Measure A Capital Projects Quarterly Status Report



PROJECT INFO

Quarter Ended: **March 31, 2018** Fiscal Year: **2017/18** Reporting Quarter: **3**

Agency: **Sacramento Regional Transit** Project Mgr: **Darryl Abansado**
Contact Info:

Project Name: **Light Rail Transit (LRT) Improvements in the Interstate 80 Corridor**

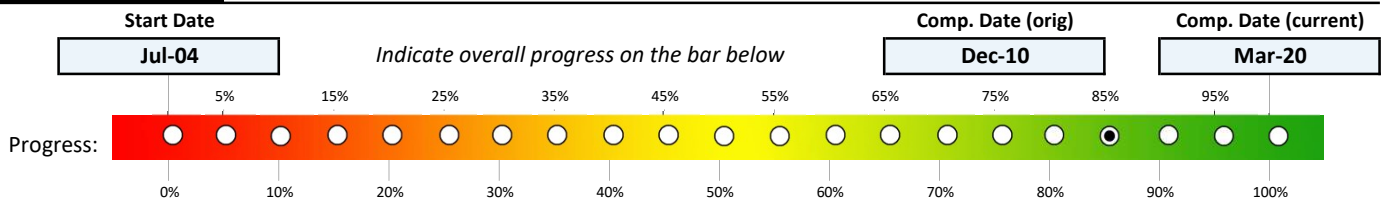
Sponsor Project ID Number: **230** STA Project ID Number: **A-42-RT**

Original Est. Project Cost: \$ **34,500,000.00** Current Est. Project Cost: \$ **31,710,686.00**

MEASURE A FUNDING

Total Measure A Funding:	\$	247,200.00	Projected Spending	4Q:	\$	
Current Contract Amount:	\$	-		1Q:	\$	
Total Previously Expended:	\$	247,200.00		2Q:	\$	
Expended This Quarter:	\$			3Q:	\$	
Total Remaining:	\$	-		Measure A Funds Used for Local Match? <input type="checkbox"/> Yes <input type="checkbox"/> No		

PROJECT STATUS



Current Status (as of last day of reporting quarter; check only one):

- | | | |
|--|--|---|
| <input type="checkbox"/> Not Started | <input checked="" type="checkbox"/> Right-of-Way Acquisition | <input type="checkbox"/> Bidding and/or Contracting |
| <input type="checkbox"/> Pending or On-Hold | <input type="checkbox"/> Environmental Review | <input type="checkbox"/> Under Construction |
| <input type="checkbox"/> Design and/or Engineering | <input type="checkbox"/> Planning/Financing/Approval | <input type="checkbox"/> Completed |

Explanation of Activities this Quarter and Additional Notes

All Measure A funds have been spent. The activities listed below are project related but do not involve the expenditure of Measure A funds.

SacRT negotiated a contract and issued a notice to proceed on April 19, 2018.

Delay in developing the Digital Messaging Signs specifications has caused a delay in the bid solicitation. SacRT anticipates awarding a contract by the end of July 1, 2018.

SACRAMENTO TRANSPORTATION AUTHORITY
MEASURE A ON-GOING PROGRAMS
July 1, 2017 through March 31, 2018

	Program Category	July 1 2017	Revenue					Expenditures					June 30, 2018
			1st Qtr FY 2018	2nd Qtr FY 2018	3rd Qtr FY 2018	4th Qtr FY 2018	Total Rev	1st Qtr FY 2018	2nd Qtr FY 2018	3rd Qtr FY 2018	4th Qtr FY 2018	Total Exp	
Citrus Heights	Traffic Safety & Control	840,255	48,450	50,175	49,494		148,118	4,140	9,417	19,581		33,138	650,217
	Safety and Streetscaping	845,795	67,221	70,074	68,938		206,233	7,007	13,459	4,489		24,955	615,171
	Street & Road Maint	280,499	484,498	501,749	494,936		1,481,183	187,001	222,139	363,844		772,983	(568,045)
	Total	1,966,549	600,169	621,998	613,368	-	1,835,535	198,148	245,015	387,914	-	831,077	2,971,007
Elk Grove	Traffic Safety & Control	840,613	99,732	102,274	100,885		302,891	41,643	37,783	54,999		134,425	1,009,079
	Safety and Streetscaping	1,424,147	138,371	142,835	140,521		421,727	303,161	111,179	31,512		445,852	1,400,022
	Street & Road Maint	3,777,355	997,315	1,022,740	1,008,854		3,028,909	812,462	2,125,005	611,397		3,548,864	3,257,400
	Total	6,042,115	1,235,418	1,267,849	1,250,260	-	3,753,527	1,157,266	2,273,967	697,908	-	4,129,141	5,666,501
Folsom	Traffic Safety & Control	98,380	48,281	49,964	49,286		147,531	1,160	105,275	44,865		151,300	94,611
	Safety and Streetscaping	418,533	66,987	69,780	68,650		205,417	21,577	84,646	68,697		174,920	449,030
	Street & Road Maint	805,212	482,809	499,641	492,857		1,475,307	73,756	495,611	247,564		816,931	1,463,588
	Total	1,322,125	598,077	619,385	610,793	-	1,828,255	96,493	685,532	361,126	-	1,143,151	2,007,229
Rancho Cordova	Traffic Safety & Control	546,010	46,327	47,927	47,276		141,530	25,413	29,429	27,003		81,845	605,695
	Safety and Streetscaping	968,455	64,276	66,934	65,850		197,060	50,794	77,379	58,212		186,385	979,130
	Street & Road Maint	3,678,027	463,274	479,269	472,762		1,415,305	103,933	255,652	180,651		540,236	4,553,096
	Total	5,192,492	573,877	594,130	585,888	-	1,753,895	180,140	362,460	265,866	-	808,466	6,137,921
Sacramento	Traffic Safety & Control	3,425,918	281,766	291,772	287,810		861,348	296,067	74,898	445,642		816,607	3,470,659
	Safety and Streetscaping	3,001,705	390,933	407,487	400,884		1,199,304	223,001	144,607	267,127		634,735	3,566,274
	Street & Road Maint	1,516,741	2,817,665	2,917,718	2,878,102		8,613,485	1,147,351	3,787,893	3,097,263		8,032,507	2,097,719
	Total	7,944,364	3,490,364	3,616,977	3,566,796	-	10,674,137	1,666,419	4,007,398	3,810,032	-	9,483,849	9,134,652
County	Traffic Safety & Control	829,131	370,766	383,566	378,358		1,132,690	185,595	973,558	299,348		1,458,501	503,320
	Safety and Streetscaping	2,990	514,414	535,686	527,005		1,577,105	19,947	156,548	421,611		598,106	981,989
	Street & Road Maint	-	3,707,659	3,835,655	3,783,575		11,326,889	3,707,659	3,835,655	3,783,575		11,326,889	-
	Total	832,121	4,592,839	4,754,907	4,688,938	-	14,036,684	3,913,201	4,965,761	4,504,534	-	13,383,496	1,485,309
Isleton	Total Rev / Exp	9,140	12,164	12,573	12,404		37,141	12,892	6,866	11,587		31,344	14,937
Galt	Total Rev / Exp	2,697,091	304,103	314,328	310,094		928,526	194,556	226,816	181,453		602,825	3,022,792
SMAQMD	Total Rev / Exp	280,709	447,661	462,839	456,554		1,367,054	387,564	481,338	428,327		1,297,229	350,534
Paratransit	Total Rev / Exp	-	1,044,542	1,079,957	1,065,293		3,189,792	1,044,542	1,079,957	1,065,293		3,189,792	-
Sac Parks	Total Rev / Exp	18,614	250,000	249,999	250,000		749,999	259,656	136,446	116,713		512,815	255,798
SRTD	Total Rev / Exp	-	10,296,202	10,645,288	10,500,748		31,442,238	10,296,202	10,645,288	10,500,748		31,442,238	-
Neigh Shuttle	Total Rev / Exp	8,104,241	250,001	250,000	250,000		750,001	-	-	-		-	8,854,242
CTSA	Total Rev / Exp	7,783,226	250,001	250,000	250,000		750,001	-	-	-		-	8,533,227
	Total Activity	42,192,787	23,945,418	24,740,230	24,411,137	0	73,096,784	19,407,078	25,116,844	22,331,500	0	66,855,422	48,434,149

check 48,434,149.42